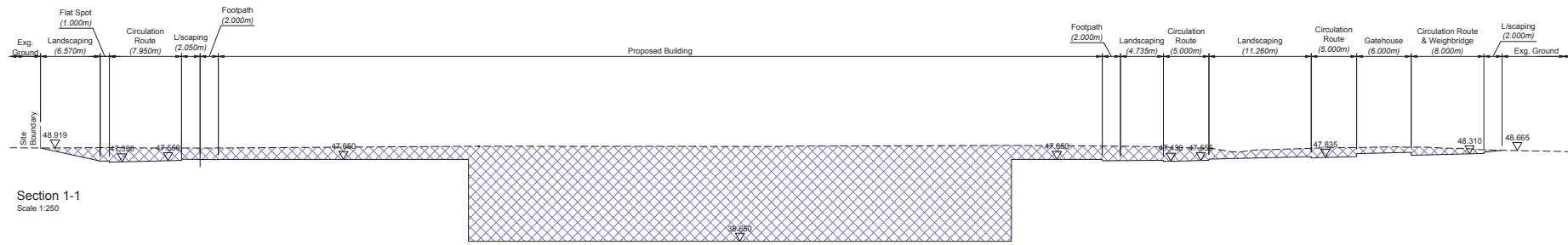
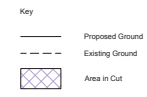
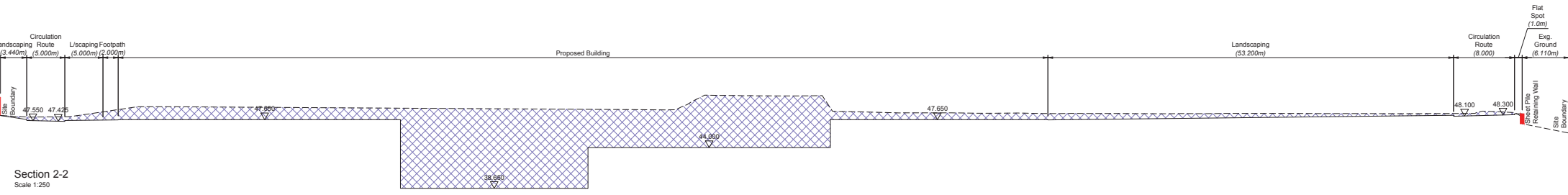


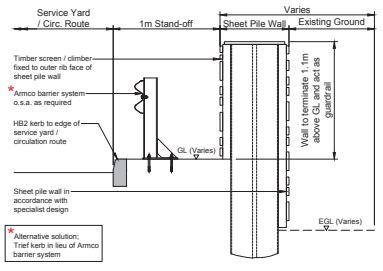
- Notes
1. This drawing has been prepared in accordance with the scope of RPS's appointment with its client and is subject to the terms and conditions of that appointment. RPS accepts no liability for any use of this document other than by its client and only for the purposes for which it was prepared and provided.
 2. If received electronically it is the recipient's responsibility to print to correct scale. Only written dimensions should be used.
 3. This drawing should be read in conjunction with all other relevant drawings and specifications.
 4. For Finished Levels, please refer to drawing NK018074-RPS-EFW-XX-DR-C-0701.



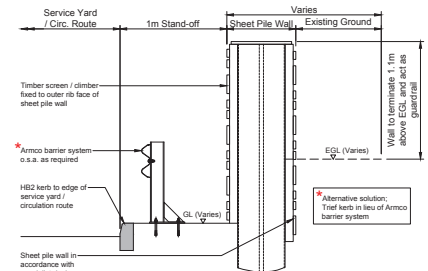
Section 1-1
Scale 1:250



Section 2-2
Scale 1:250



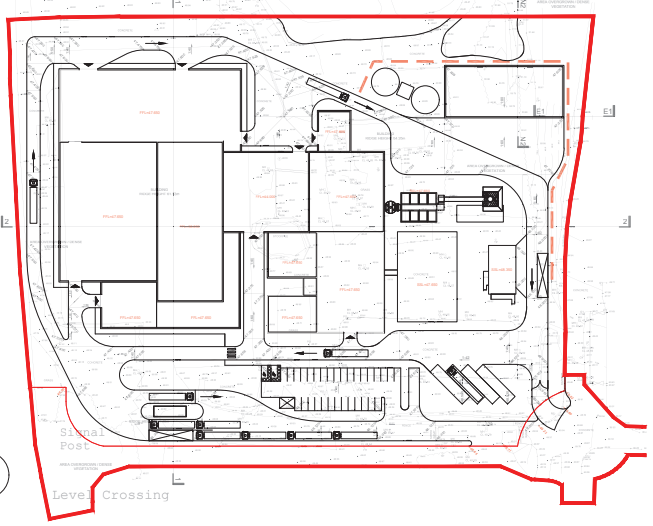
Typical Section Through Timber Clad Sheet Pile Retaining Wall (Where EGL Lower Than Proposed)
Scale 1:25



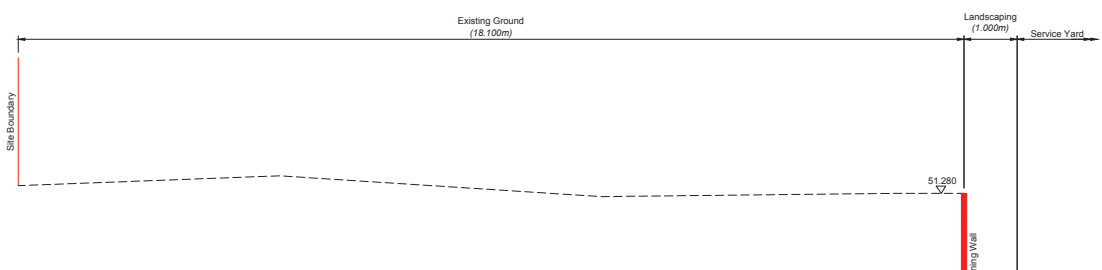
Typical Section Through Timber Clad Sheet Pile Retaining Wall (Where EGL Higher Than Proposed)
Scale 1:25



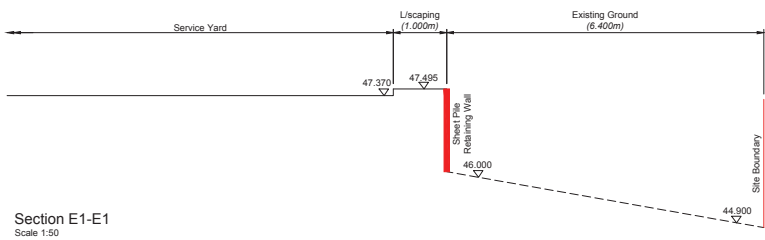
Timber Clad Sheet Pile Wall
Not To Scale



Key Plan
Scale 1:1000



Section N2-N2
Scale 1:50



Section E1-E1
Scale 1:50

P03	Sections updated in line with current Site Layout. Section N1-N1 removed as extent of retention reduced.	MF	WL	13.03.18
P02	Sections updated in line with current Site Layout.	MF	WL	15.02.18
Rev	Description	By	Ckd	Date



Sherwood House, Sherwood Avenue,
Newark, Nottinghamshire, NG24 1QQ
T:01638 605 700 E: rpsnewark@rpsgroup.com



Project Sussex EFW

Title Site Long Sections & Perimeter Sections

Status	Scale	Date Created
Preliminary	1:500 @A1	14.11.2016
Project Leader	Drawn By	Checked by
DM	MF	DM

Document Number	Revision	Subsidiary
NK018074-RPS-EFW-XX-DR-C-0705	P03	S3