

Appendix 2.1: Buildings Plans and Elevations



- Notes
1. This drawing has been prepared in accordance with the scope of RPS's appointment with its client and is subject to the terms and conditions of that appointment. RPS accepts no liability for any use of this document other than by its client and only for the purposes for which it was prepared and provided.
 2. If received electronically it is the recipients responsibility to print to correct scale. Only written dimensions should be used.
 3. This drawing should be read in conjunction with all other relevant drawings and specifications.

P02	Updates to suit new design	DEC	MJH	14.03.18
P01	Issued for Planning	JH	RJF	03.11.16
Rev	Description	By	Ckd	Date



Sherwood House, Sherwood Avenue,
Newark, Nottinghamshire, NG24 1QQ
T: 01636 605 700 E: rpsnewark@rpsgroup.com

Client



Project Sussex EFW

Title Ground Floor Plan

Status	Scale	Date Created
Preliminary	1:250 @A1	09/08/16
Project Leader	Drawn By	Checked by
RJF	JH	RJF

Document Number		Revision	Suitability
NK018074 - RPS-MB-GF-A-DR-0104		P02	S0
Project Number	Originator - Zone - Level - Type - Role - Drawing Number		

Notes

1. This drawing has been prepared in accordance with the scope of RPS's appointment with its client and is subject to the terms and conditions of that appointment. RPS accepts no liability for any use of this document other than by its client and only for the purposes for which it was prepared and provided.
2. If received electronically it is the recipient's responsibility to print to correct scale. Only written dimensions should be used.
3. This drawing should be read in conjunction with all other relevant drawings and specifications.

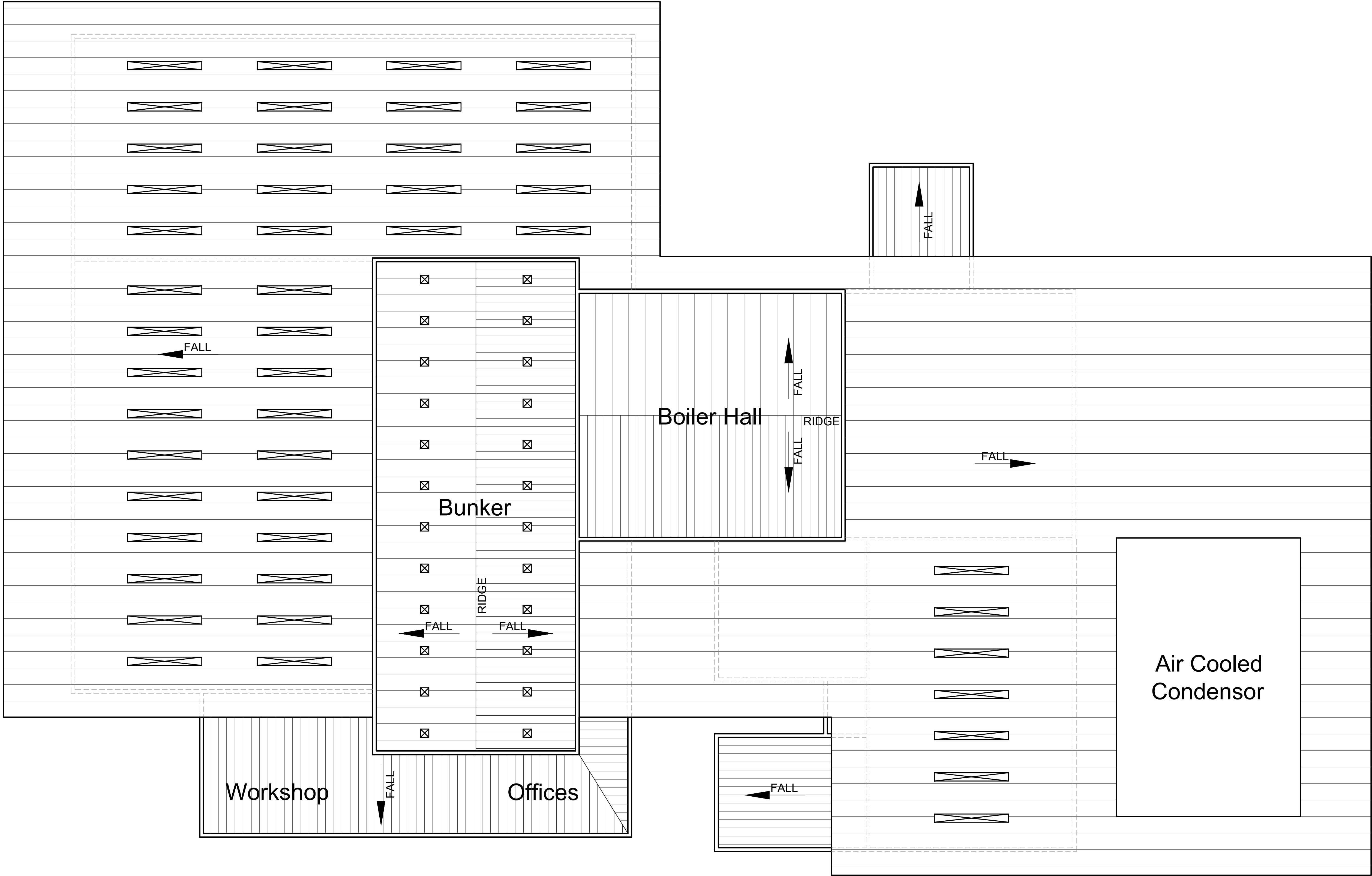
Key



Rooflight



Heat vent



P02	Updates to suit new design	DEC	MJH	14.03.18
P01	Issued for Planning	JH	RJF	03.11.16
Rev	Description	By	Ckd	Date



Sherwood House, Sherwood Avenue,
Newark, Nottinghamshire, NG24 1QQ
T: 01636 605 700 E: rpsnewark@rpsgroup.com

Client

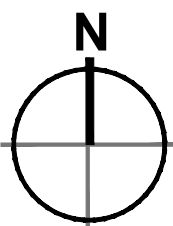


Project Sussex EFW

Title Roof Plan

Status	Scale	Date Created
Preliminary	1:250 @A1	09/09/16
Project Leader	Drawn By	Checked by
RJF	JH	RJF

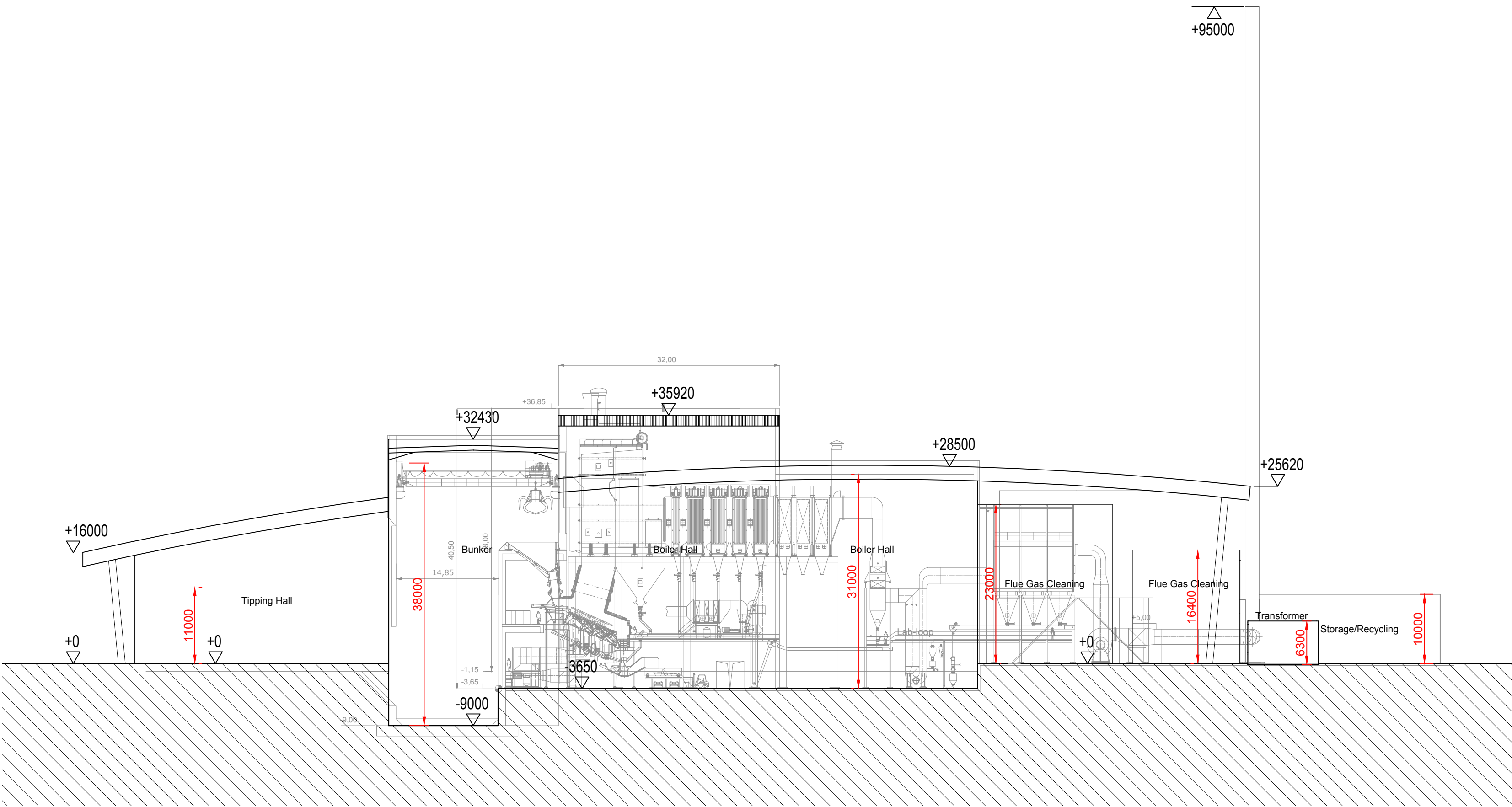
Document Number		Revision	Suitability
NK018074 - RPS-MB-RF-A-DR-0106		P02	S0
Project Number	Originator - Zone - Level - Type - Role - Drawing Number		



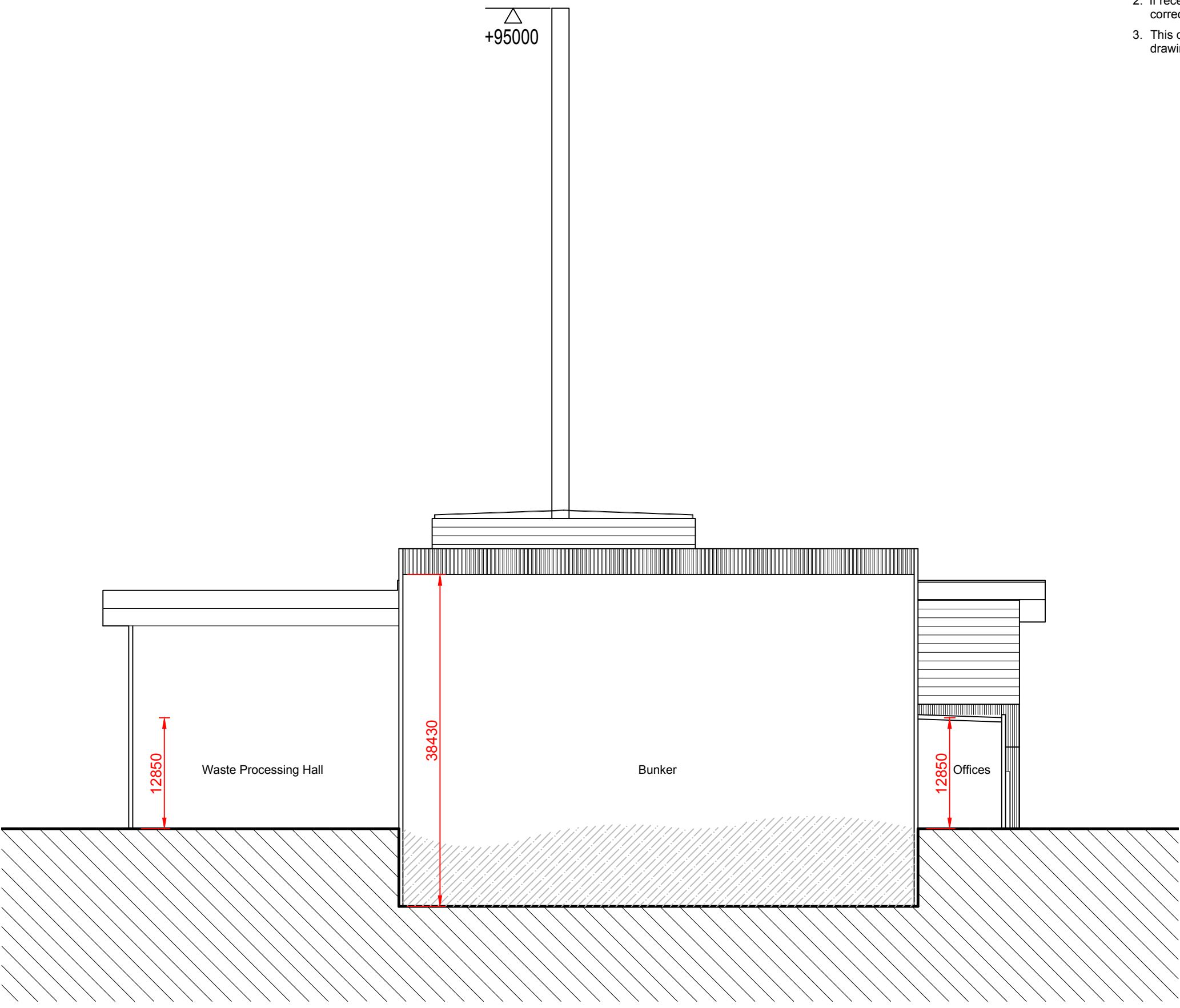
5m SCALE 1:250

Notes

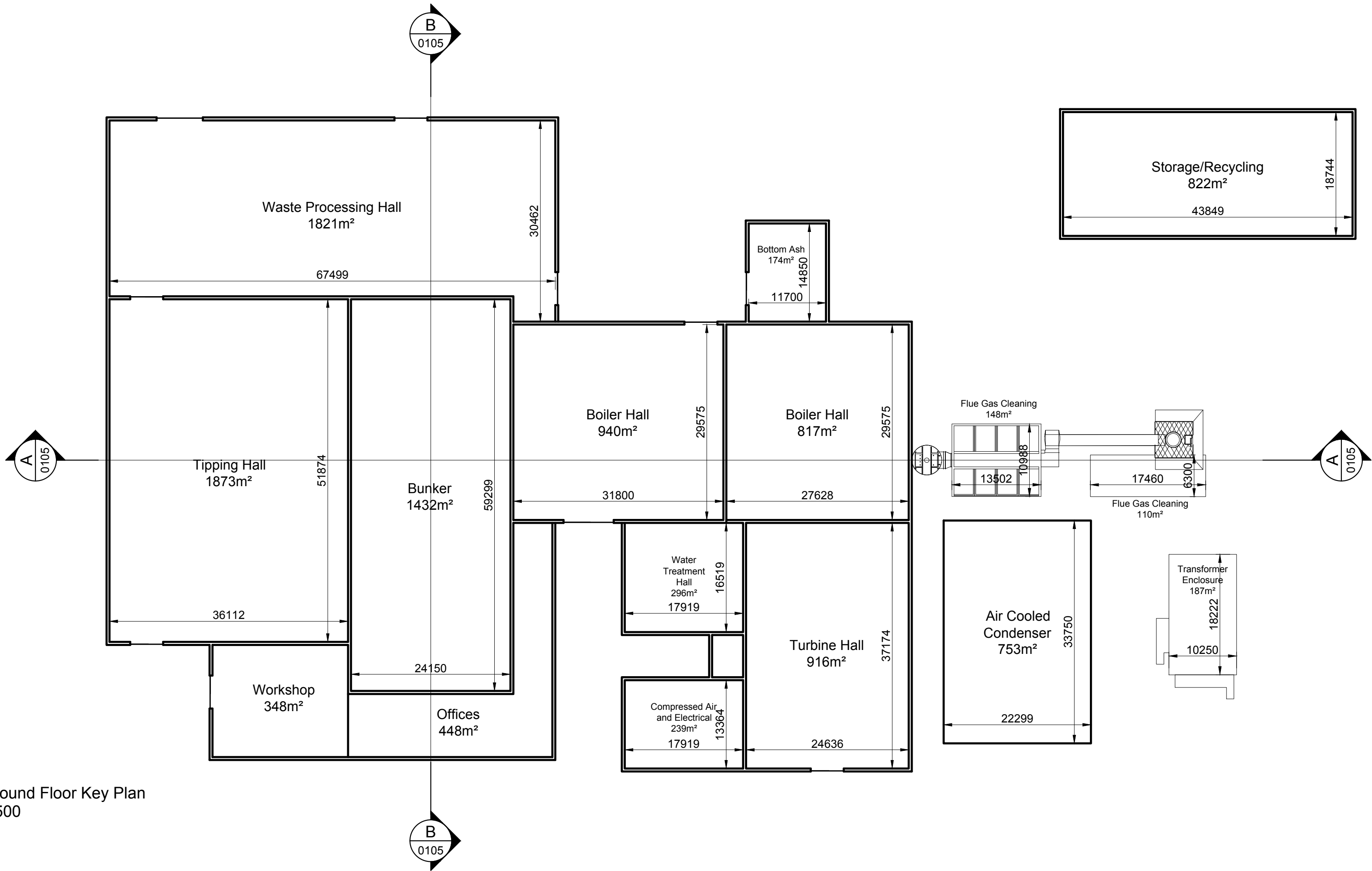
1. This drawing has been prepared in accordance with the scope of RPS's appointment with its client and is subject to the terms and conditions of that appointment. RPS accepts no liability for any use of this document other than by its client and only for the purposes for which it was prepared and provided.
2. If received electronically it is the recipients responsibility to print to correct scale. Only written dimensions should be used.
3. This drawing should be read in conjunction with all other relevant drawings and specifications.



Section A-A
1:500



Section B-B
1:500



Ground Floor Key Plan
1:500

10m SCALE 1:500

P04	Updates to suit new design	DEC	MJH	14.03.18
P03	Issued for Planning	RJF	RJF	03.11.16
P02	Equipment added to Boiler Hall, Roof levels revised	RJF	RJF	13.10.16
Rev	Description	By	Ckd	Date



Sherwood House, Sherwood Avenue,
Newark, Nottinghamshire, NG24 1QQ
T: 01636 605 700 E: rpsnewark@rpsgroup.com

Client

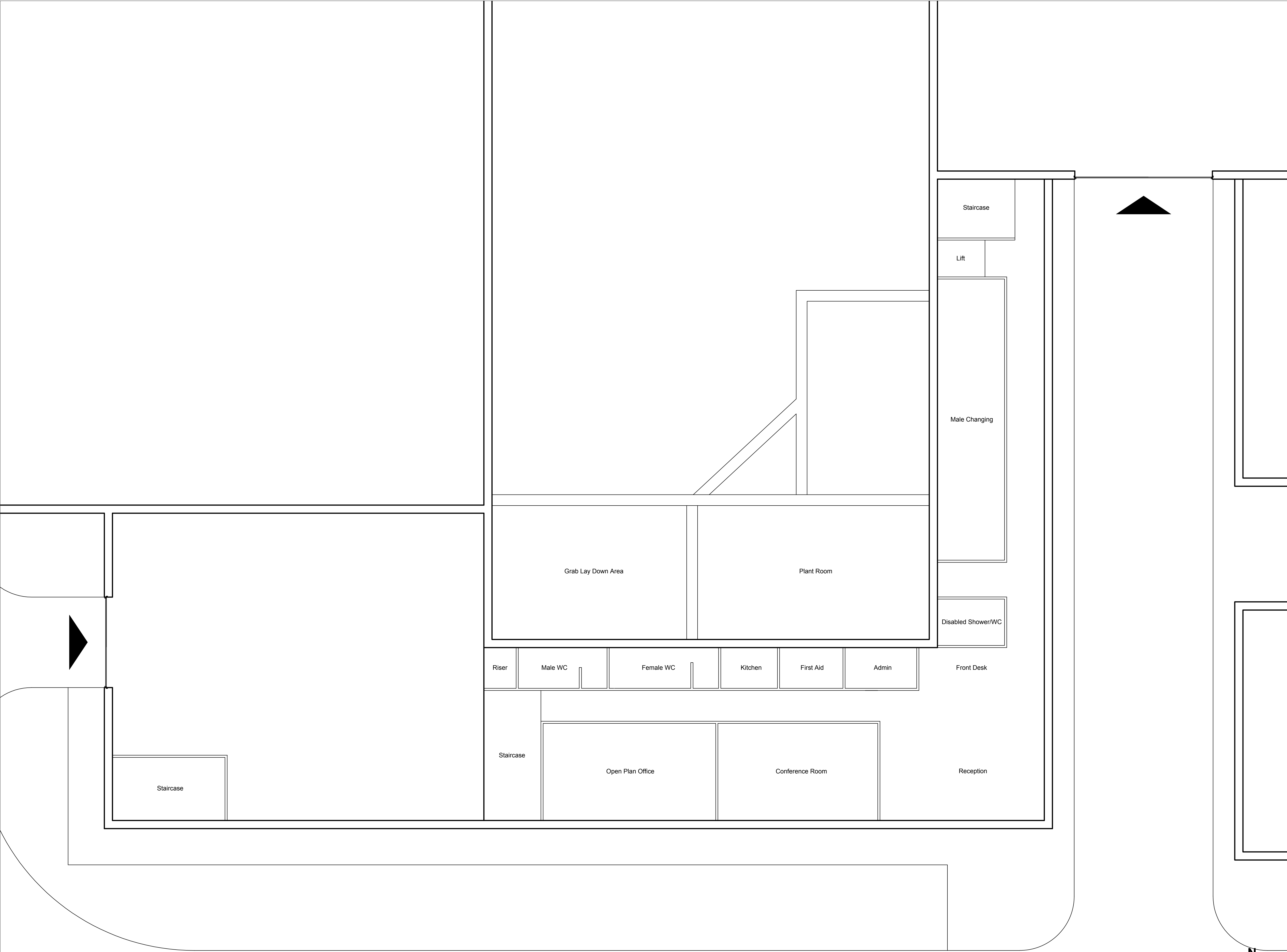


Project Sussex EFW

Title Proposed Sections A-A & B-B

Status	Scale	Date Created
Preliminary	1:500 @A1	19/02/18
Project Leader	Drawn By	Checked by
KRP	JSH	MJH

Document Number	Revision	Subsidiary
NK018074 - RPS-MB-ZZ-A-DR-0105	P04	S0
Project Number	Originator	Zone
	Level	Type
	Role	Drawing Number




© 2018 RPS Group

Notes


1. This drawing has been prepared in accordance with the scope of RPS's appointment with its client and is subject to the terms and conditions of that appointment. RPS accepts no liability for any use of this document other than by its client and only for the purposes for which it was prepared and provided.
2. If received electronically it is the recipient's responsibility to print to correct scale. Only written dimensions should be used.
3. This drawing should be read in conjunction with all other relevant drawings and specifications.

P02	Updates to suit new design	DEC	MJH	14.03.18
P01	Issued for Planning	JH	RJF	03.11.16
Rev	Description	By	Ckd	Date



Sherwood House, Sherwood Avenue,
Newark, Nottinghamshire, NG24 1QQ
T: 01636 605 700 E: rpsnewark@rpsgroup.com

Client



Project Sussex EFW

Title Office and Workshop Ground Floor

Status
Preliminary

Project Leader
RJF

Scale
1:100 @A1

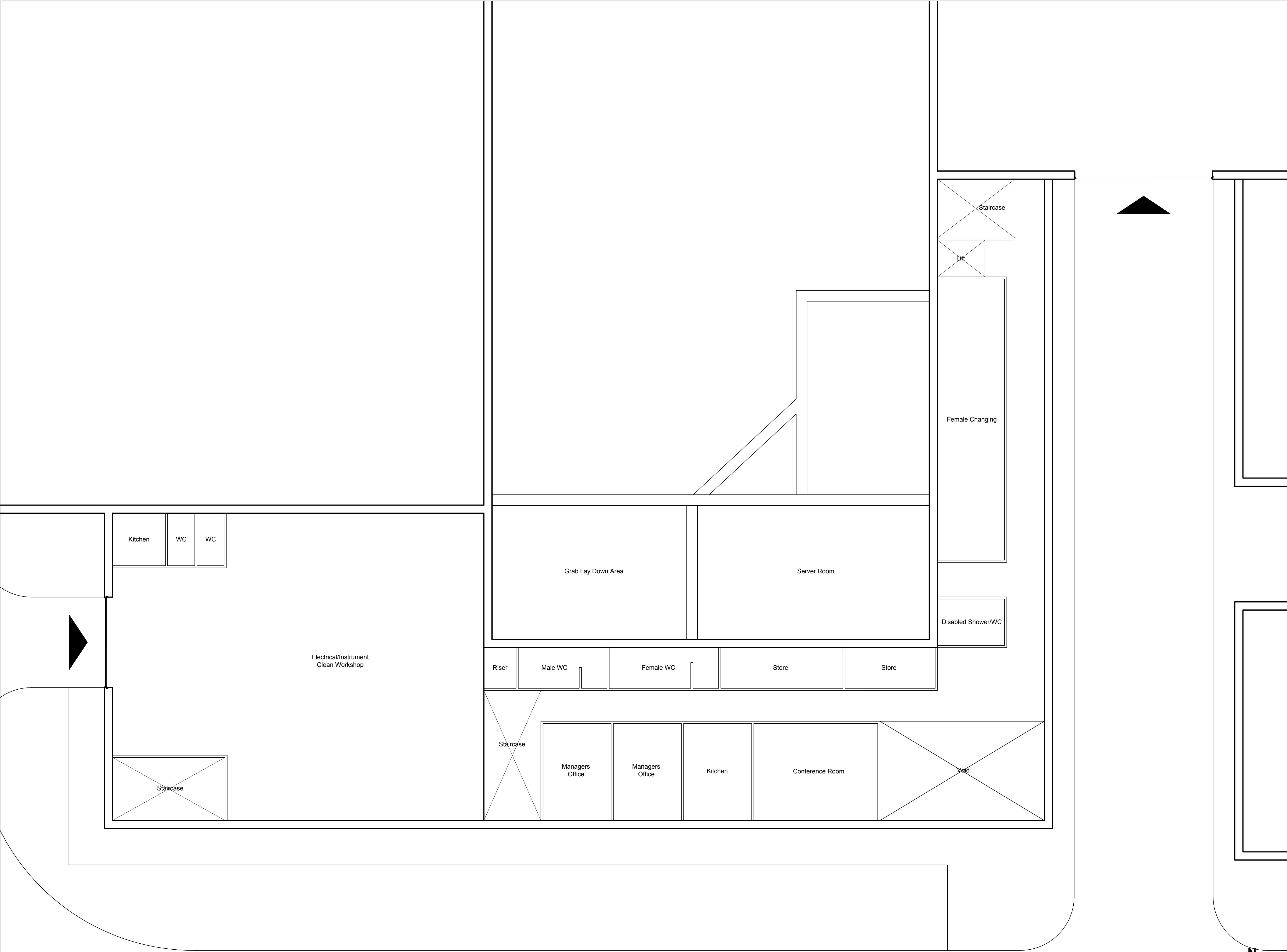
Drawn By
JH

Date Created
09/09/16

Checked by
RJF

Document Number	Revision	Subsidiary				
NK018074 - RPS-MB-ZZ-A-DR-0107	P02	S0				
Project Number	Originator	Zone	Level	Type	Role	Drawing Number

rpsgroup.com/uk



© 2018 RPS Group

Notes

1. This drawing has been prepared in accordance with the scope of RPS's appointment with its client and is subject to the terms and conditions of that appointment. RPS accepts no liability for any use of this document other than by its client and only for the purposes for which it was prepared and provided.
2. If received electronically it is the recipient's responsibility to print to correct scale. Only written dimensions should be used.
3. This drawing should be read in conjunction with all other relevant drawings and specifications.

P02	Updates to suit new design	DEC	MJH	14.03.18
P01	Issued for Planning	JH	RJF	03.11.16
Rev	Description	By	Ckd	Date



Sherwood House, Sherwood Avenue,
Newark, Nottinghamshire, NG24 1QQ
T: 01636 605 700 E: rpsnewark@rpsgroup.com

Client



Project Sussex EFW

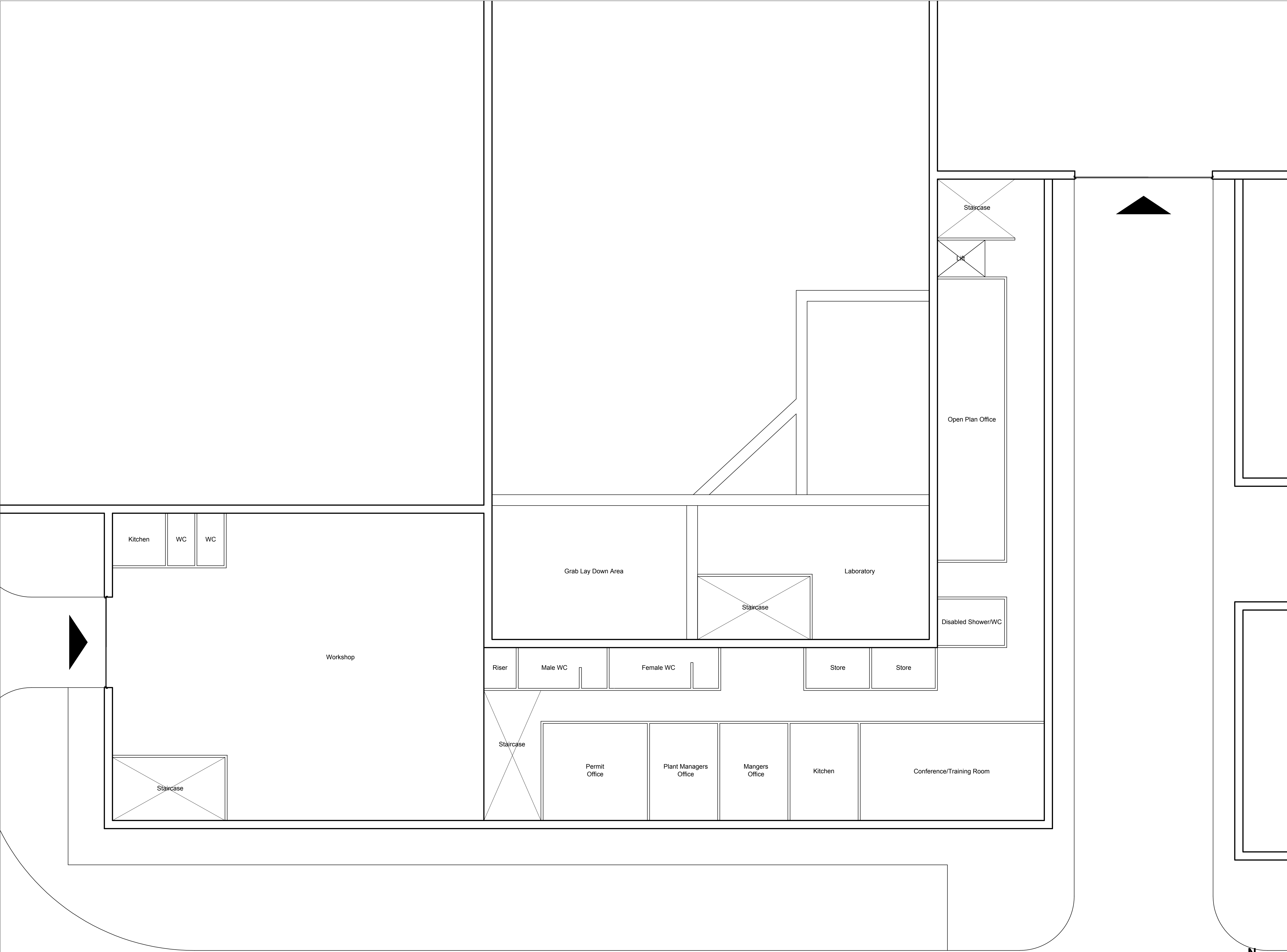
Title Office and Workshop
First Floor

Status	Scale	Date Created
Preliminary	1:100 @A1	01/11/16
Project Leader	Drawn By	Checked by
RJF	JH	RJF

Document Number	Revision	Subsidiary
NK018074 - RPS-MB-ZZ-A-DR-0108	P02	S0
Project Number	Originator	Zone
	Level	Type
	Role	Drawing Number

rpsgroup.com/uk

1m SCALE 1:100



© 2018 RPS Group

Notes

1. This drawing has been prepared in accordance with the scope of RPS's appointment with its client and is subject to the terms and conditions of that appointment. RPS accepts no liability for any use of this document other than by its client and only for the purposes for which it was prepared and provided.
2. If received electronically it is the recipients responsibility to print to correct scale. Only written dimensions should be used.
3. This drawing should be read in conjunction with all other relevant drawings and specifications.

P02	Updates to suit new design	DEC	MJH	14.03.18
P01	Issued for Planning	JH	RJF	03.11.16
Rev	Description	By	Ckd	Date



Sherwood House, Sherwood Avenue,
Newark, Nottinghamshire, NG24 1QQ
T: 01636 605 700 E: rpsnewark@rpsgroup.com

Client

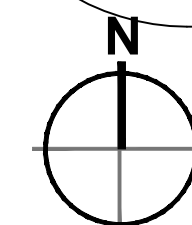


Project Sussex EFW

Title Office and Workshop
Second Floor

Status	Scale	Date Created
Preliminary	1:100 @A1	20/10/16
Project Leader	Drawn By	Checked by
RJF	JH	RJF

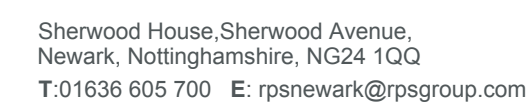
Document Number	Revision	Subsidiary
NK018074 - RPS-MB-ZZ-A-DR-0109	P02	S0
Project Number	Originator	Zone
	Level	Type
	Role	Drawing Number



Control Room

1 : 100

P02	Updates to suit new design	DEC	MJH	16.03.18
P01	Issued for Planning	HH	RJF	03.11.16
Rev	Description	By	Ckd	Date



Client



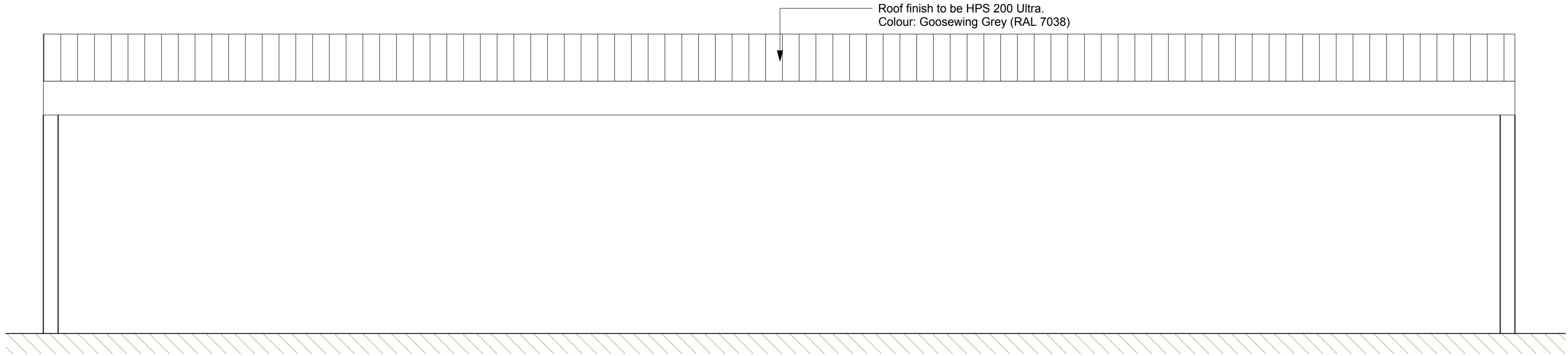
Project Sussex EFW

Title Control Room

Status	Scale	Date Created
Preliminary	1:100 @A1	31/10/16
Project Leader	Drawn By	Checked by
RJF	HH	RJF


Document Number	Revision	Suitability
NK018074-RPS-MB-ZZ-A-DR-0110	P02	S0

rpsgroup.com/uk



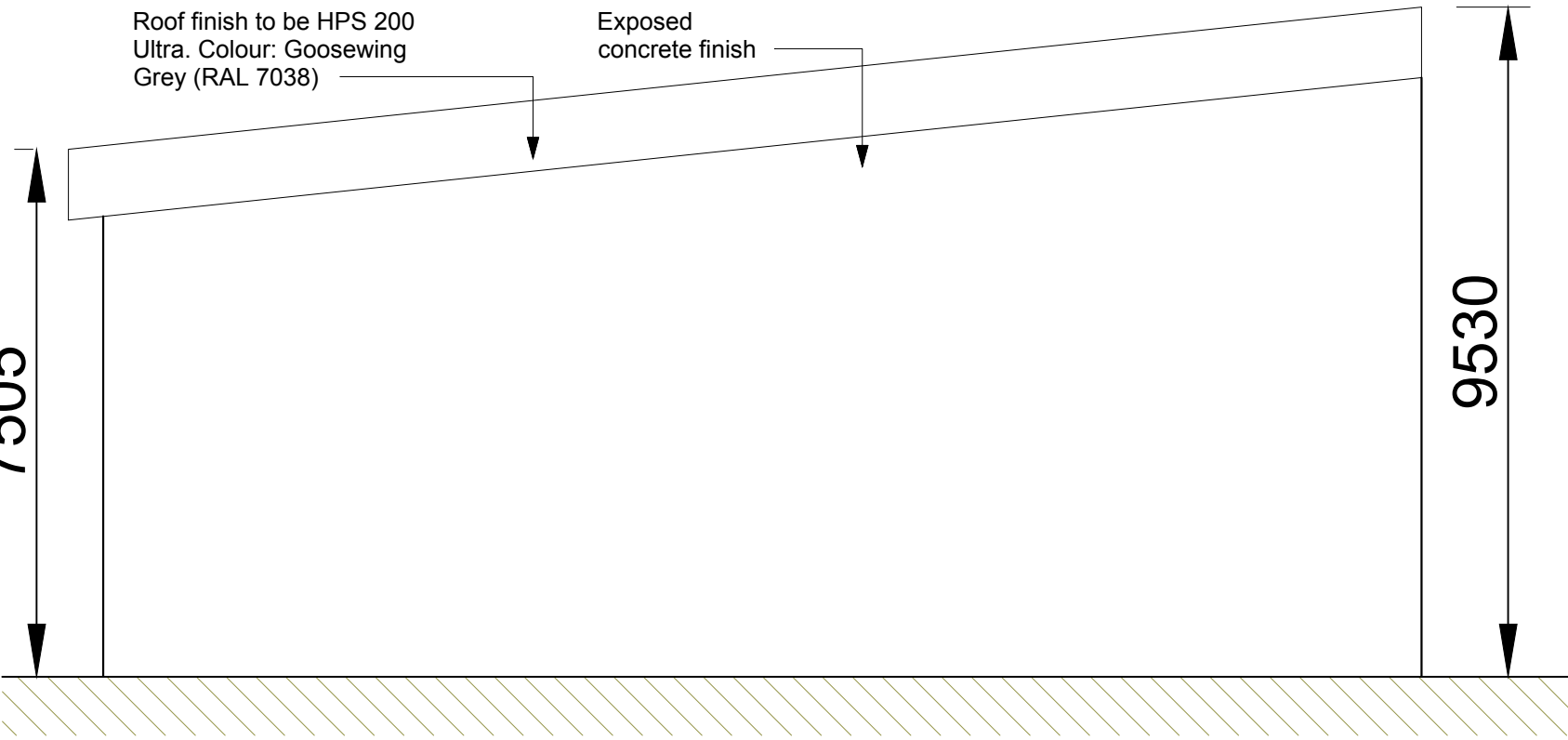
Storage and Recycling Area Elevation A

1:100



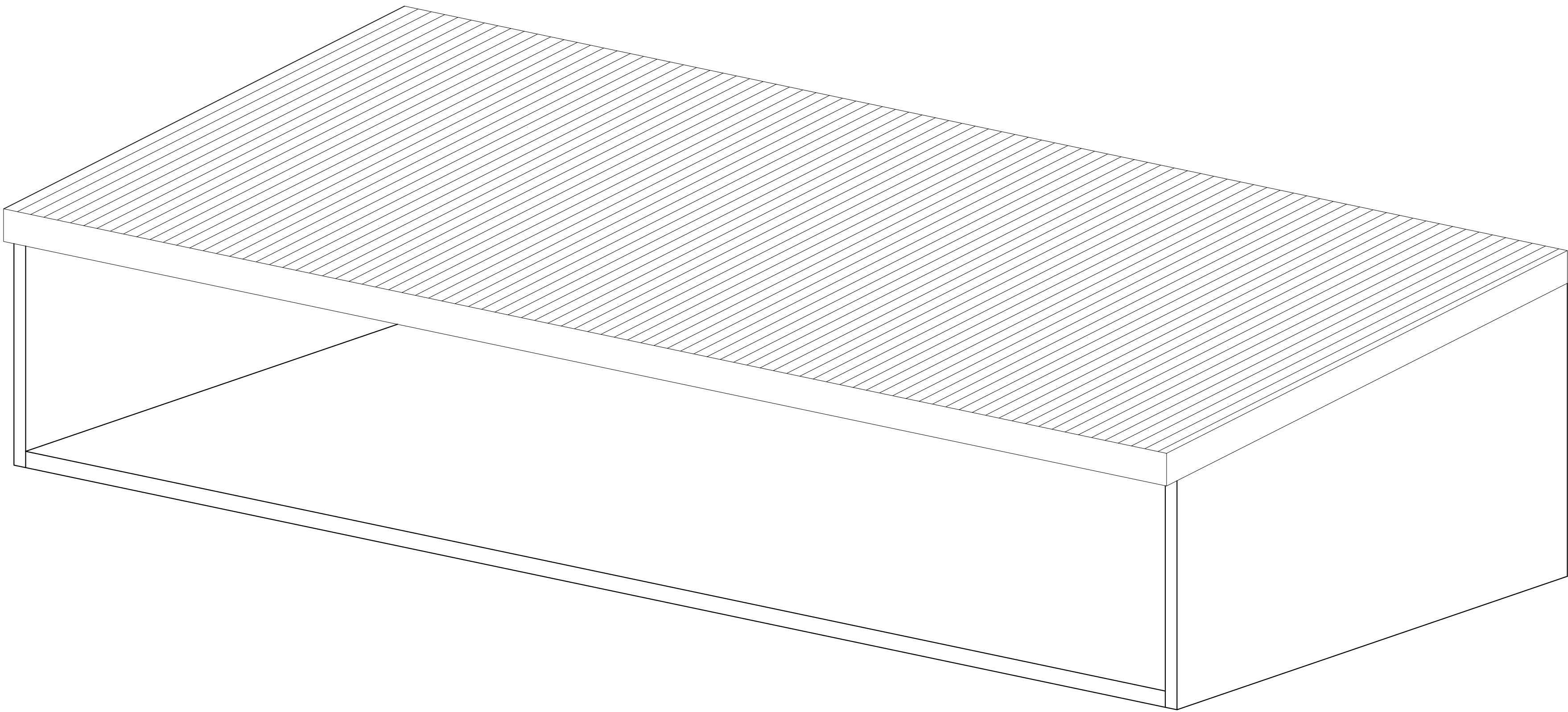
Storage and Recycling Area Elevation B

1:100

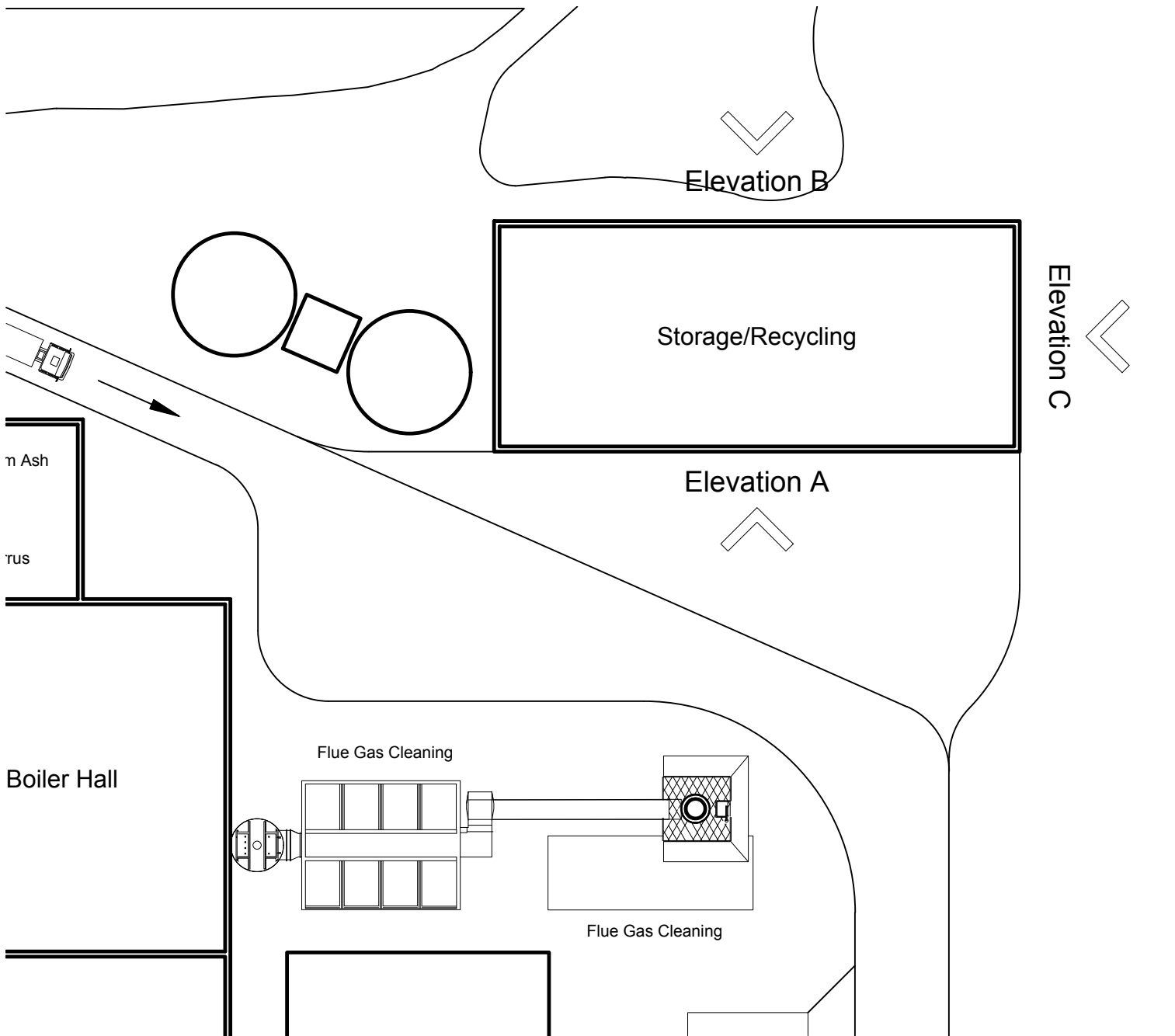


Storage and Recycling Area Elevation C

1:100



3D - Storage and Recycling Area



Site Key Plan

1:500



© 2018 RPS Group

Notes

1. This drawing has been prepared in accordance with the scope of RPS's appointment with its client and is subject to the terms and conditions of that appointment. RPS accepts no liability for any use of this document other than by its client and only for the purposes for which it was prepared and provided.
2. If received electronically it is the recipient's responsibility to print to correct scale. Only written dimensions should be used.
3. This drawing should be read in conjunction with all other relevant drawings and specifications.

P02	Updates to suit new design	DEC	MJH	14.03.18
P01	issued for Planning	HH	RJF	03.11.16
Rev	Description	By	Ckd	Date



Sherwood House, Sherwood Avenue,
Newark, Nottinghamshire, NG24 1QQ
T: 01636 605 700 E: rpsnewark@rpsgroup.com

Client

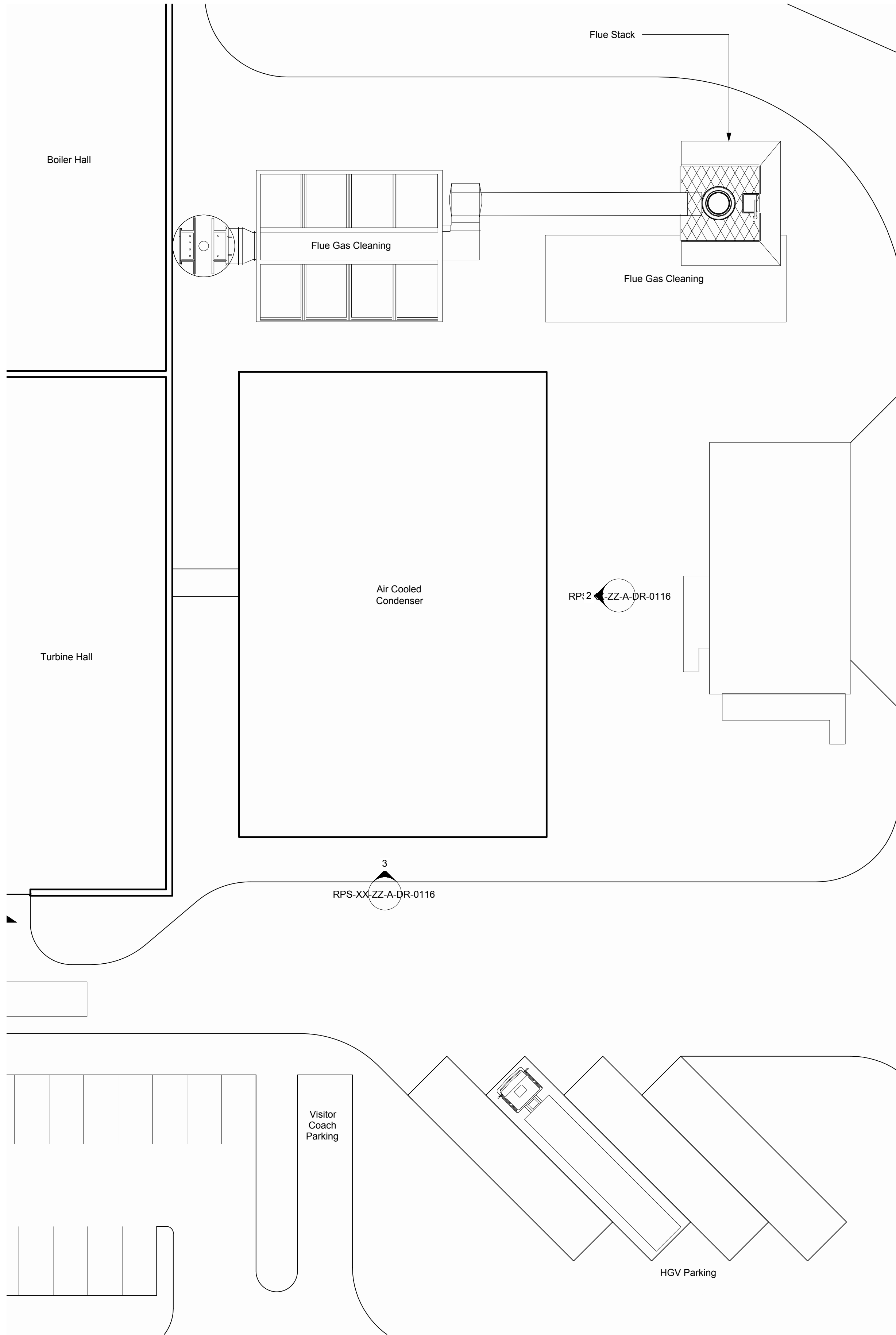


Project Sussex EFW

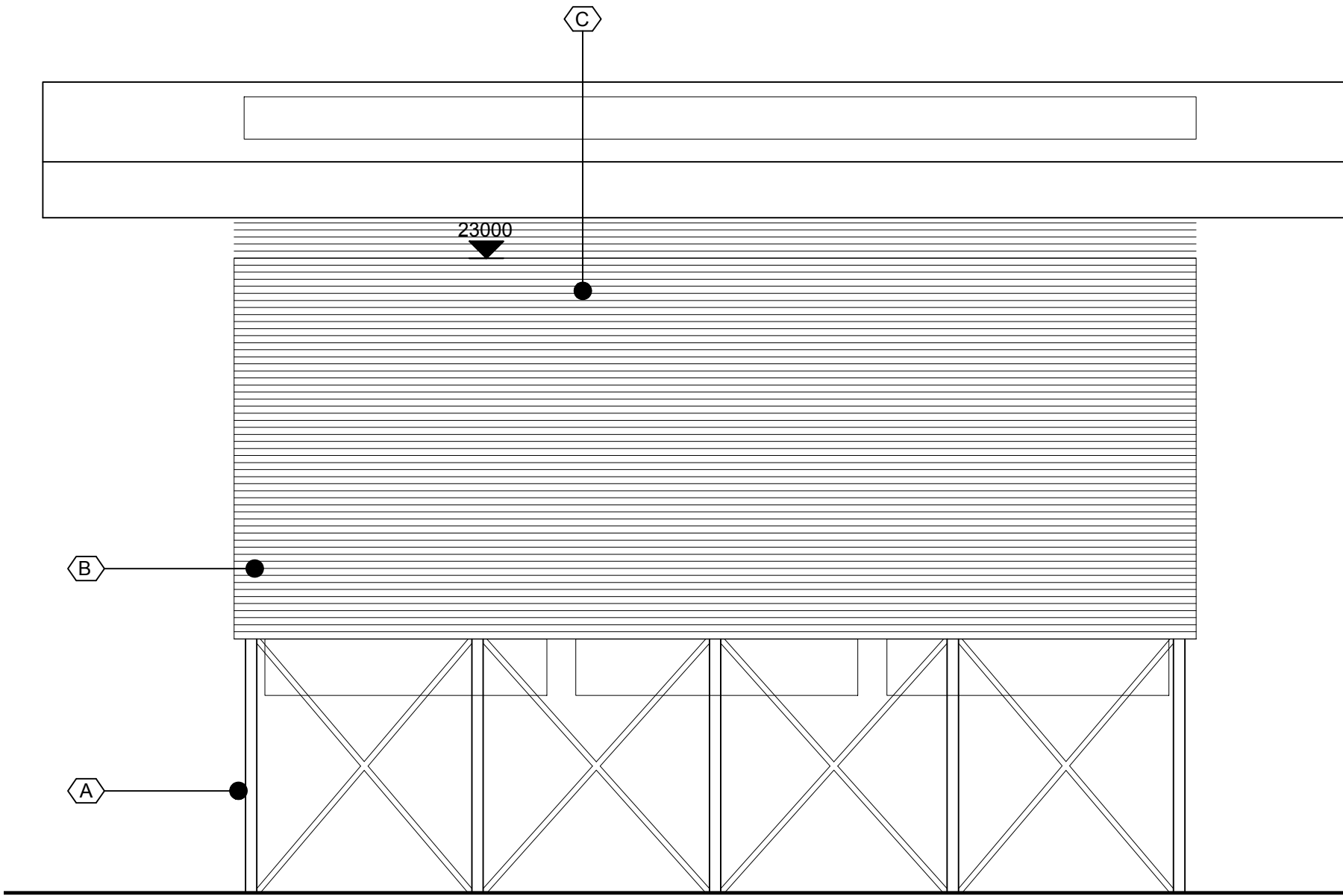
Title Storage and Recycling Area
Plan and Elevations

Status	Scale	Date Created
Preliminary	1:100 @A1	31/10/16
Project Leader	Drawn By	Checked by
RJF	HH	RJH

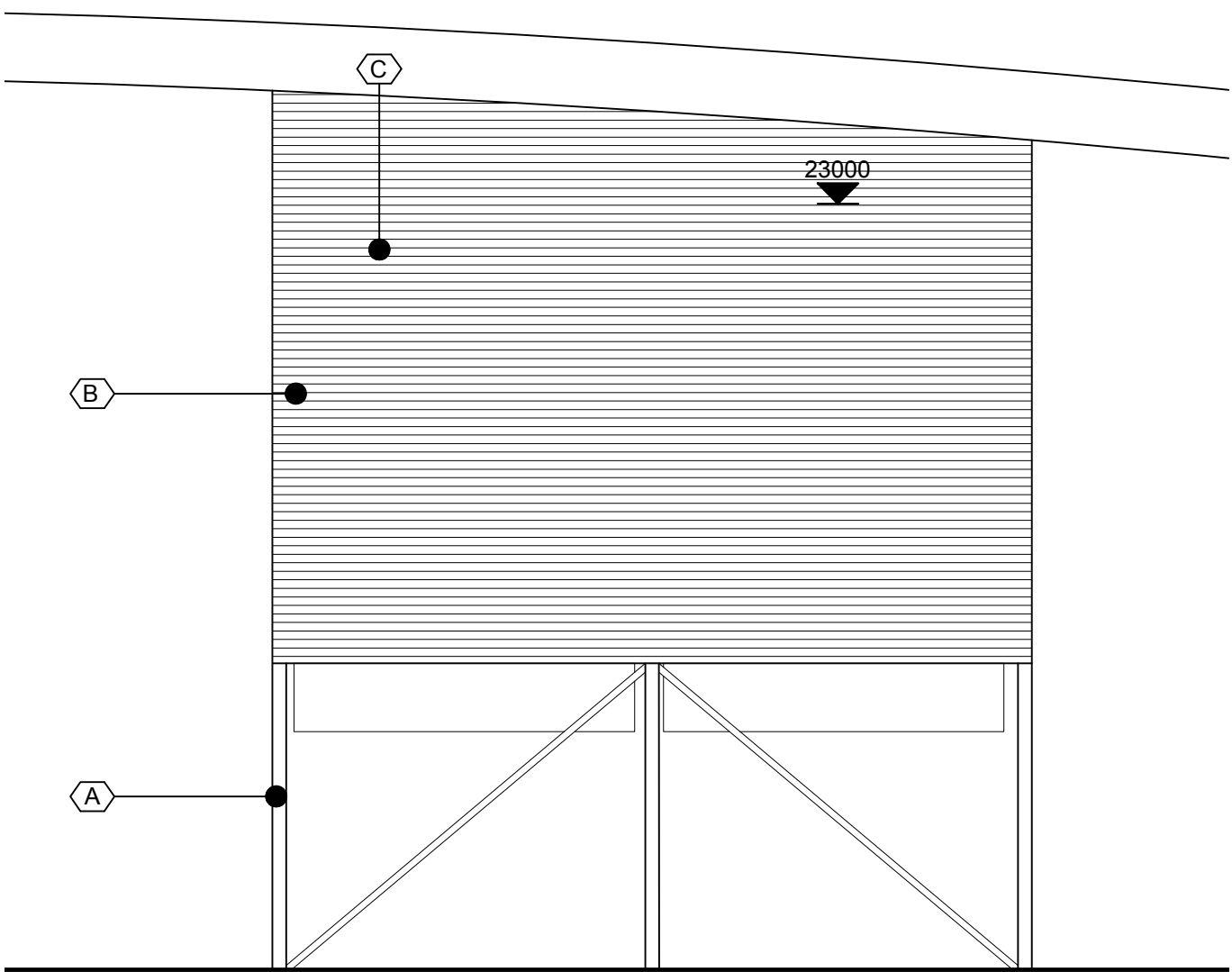
Document Number	Revision	Subsidiary
NK018074 - RPS-XX-ZZ-A-DR-0112	P02	S0
Project Number	Originator	Zone
	Level	Type
	Role	Drawing Number



Air Cooling Condenser Plan
1 : 200

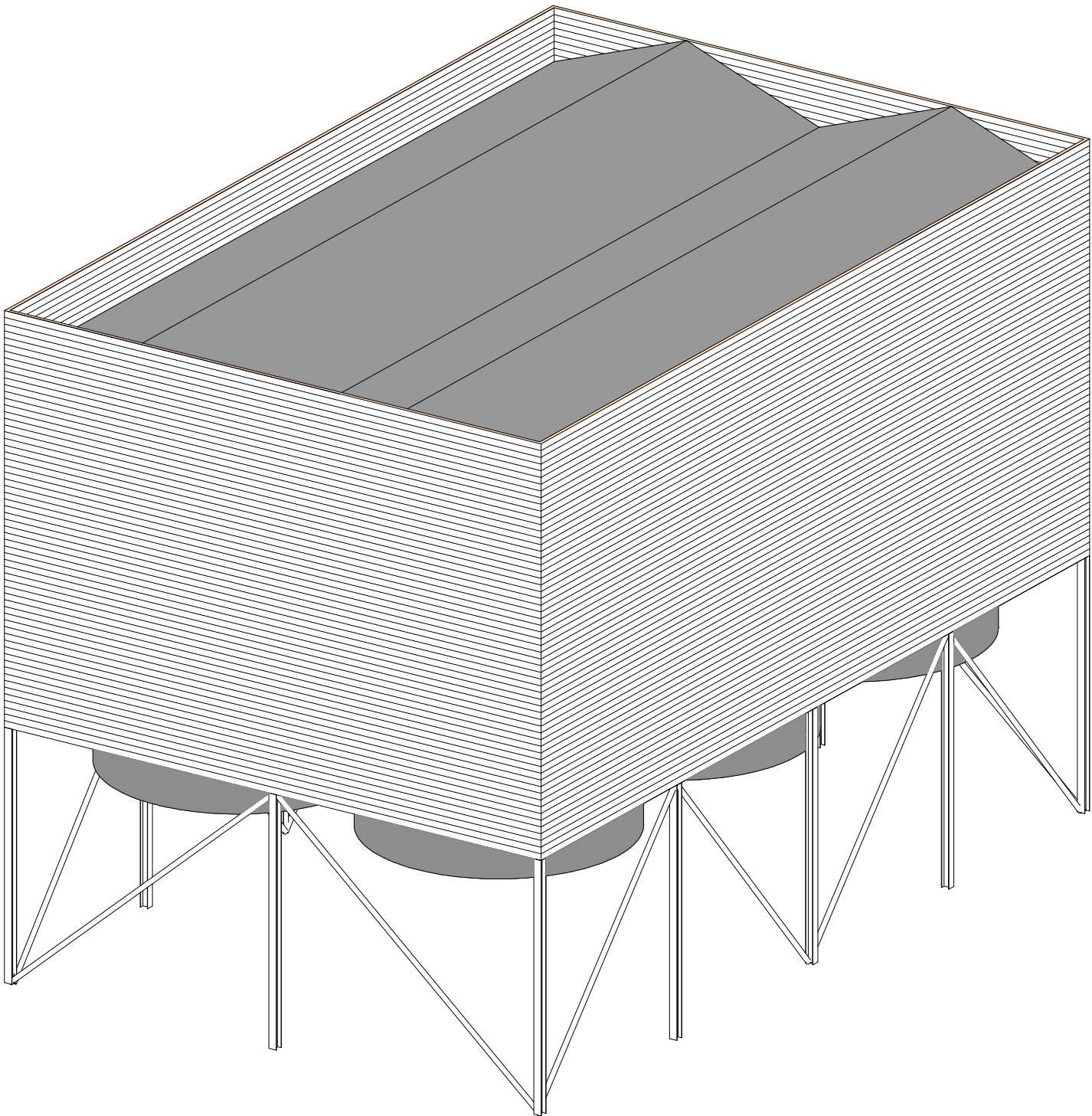


East Elevation - Air Cooling Condenser
1 : 200



North Elevation - Air Cooling Condenser
1 : 200

- (A) Exposed Structure to Air Cooling Condenser
Colour: Anthracite Grey (RAL 7016)
- (B) Vertical Built Up Wall System. Trapezoidal
- (C) Air Cooling Condenser Ducting to be galvanised



3D - Air Cooling Condenser

© 2018 RPS Group

Notes

1. This drawing has been prepared in accordance with the scope of RPS's appointment with its client and is subject to the terms and conditions of that appointment. RPS accepts no liability for any use of this document other than by its client and only for the purposes for which it was prepared and provided.
2. If received electronically it is the recipient's responsibility to print to correct scale. Only written dimensions should be used.
3. This drawing should be read in conjunction with all other relevant drawings and specifications.

P02	Updates to suit new design	DEC	MJH	14.03.18
P01	Issued for Planning	HH	RJF	03.11.16
Rev	Description	By	Ckd	Date

RPS

Sherwood House, Sherwood Avenue,
Newark, Nottinghamshire, NG24 1QQ
T: 01636 605 700 E: rpsnewark@rpsgroup.com

Client

BRITANIAGREST

RECYCLING

Project Sussex EFW

Title Air Cooling Condenser Plan
and Elevations

Status Preliminary
Project Leader RJF

Scale 1:200 @A1
Drawn By HH

Date Created 01/11/16
Checked by RJF

Document Number		Revision	Submittal
NK018074 - RPS-XX-ZZ-A-DR-0113		P02	S0
Project Number	Discipline / Zone / Level / Type / Note / Drawing Number		

rpsgroup.com/uk

1. This drawing has been prepared in accordance with the scope of RPS's appointment with its client and is subject to the terms and conditions of that appointment. RPS accepts no liability for any use of this document other than by its client and only for the purposes for which it was prepared and provided.
2. If received electronically it is the recipients responsibility to print to correct scale. Only written dimensions should be used.
3. This drawing should be read in conjunction with all other relevant drawings and specifications.



1:50



1:50



1:50



1:100



1:100



1:100



1:50



1:1000



P02	Updates to suit new design	DEC	MJH	14.03.18
P01	Issued for Planning	JT	RJF	03.11.16
Rev	Description	By	Ckd	Date



Sherwood House, Sherwood Avenue,
Newark, Nottinghamshire, NG24 1QQ
T:01636 605 700 E: rpsnewark@rpsgroup.com

Client

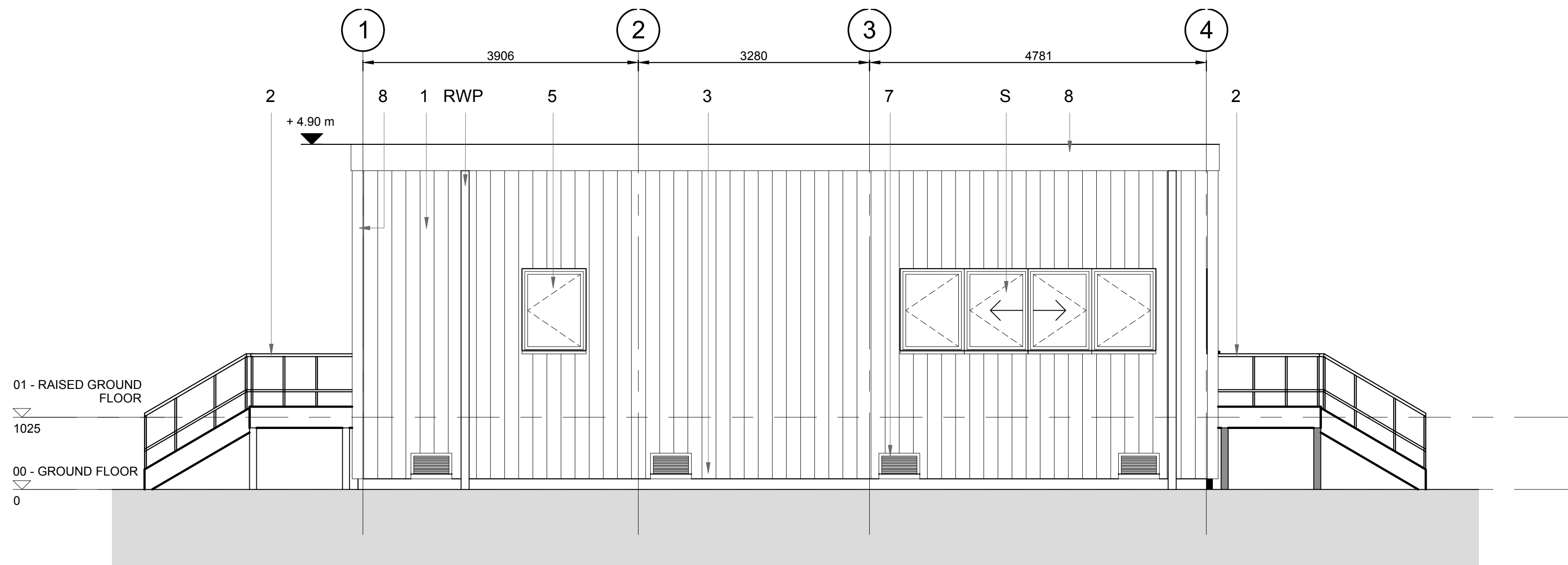


Project Sussex EFW

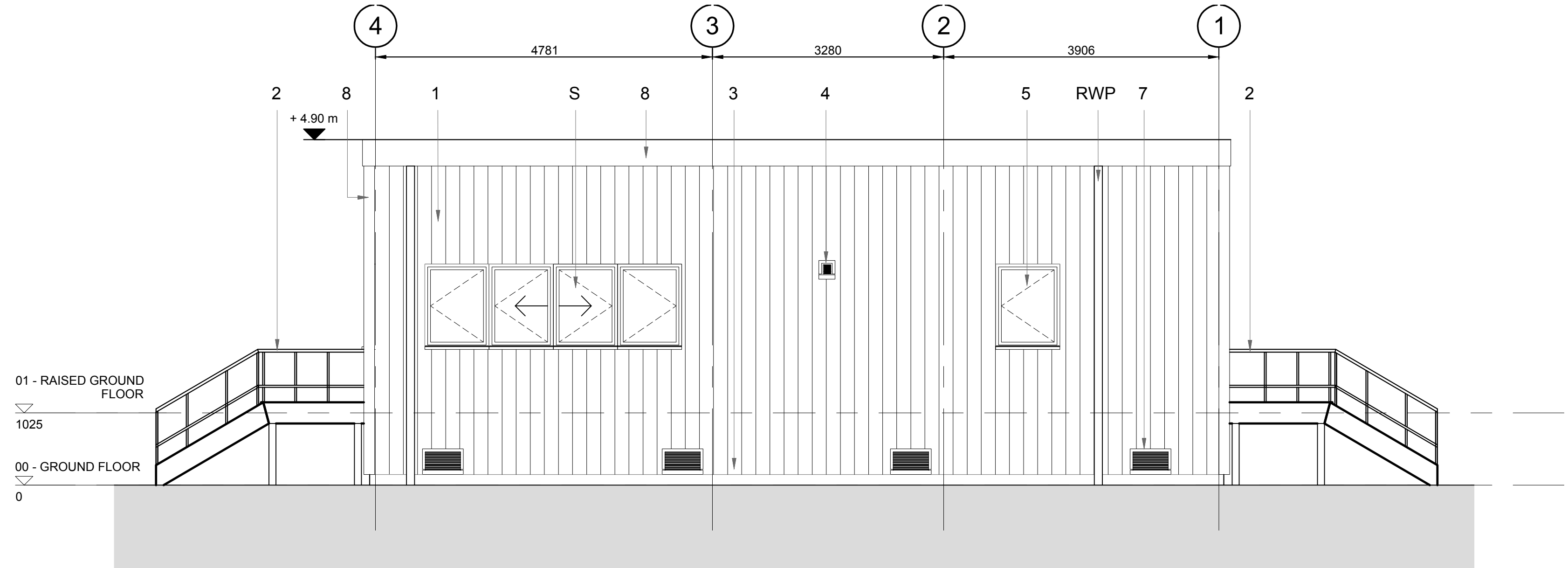
Title Cycle Shelter, Sprinkler Tanks and Pump House Layout and Elevations

Status	Scale	Date Created
Preliminary	1:100 @A1	28/10/16
Project Leader	Drawn By	Checked by
RJF	JT	RJF

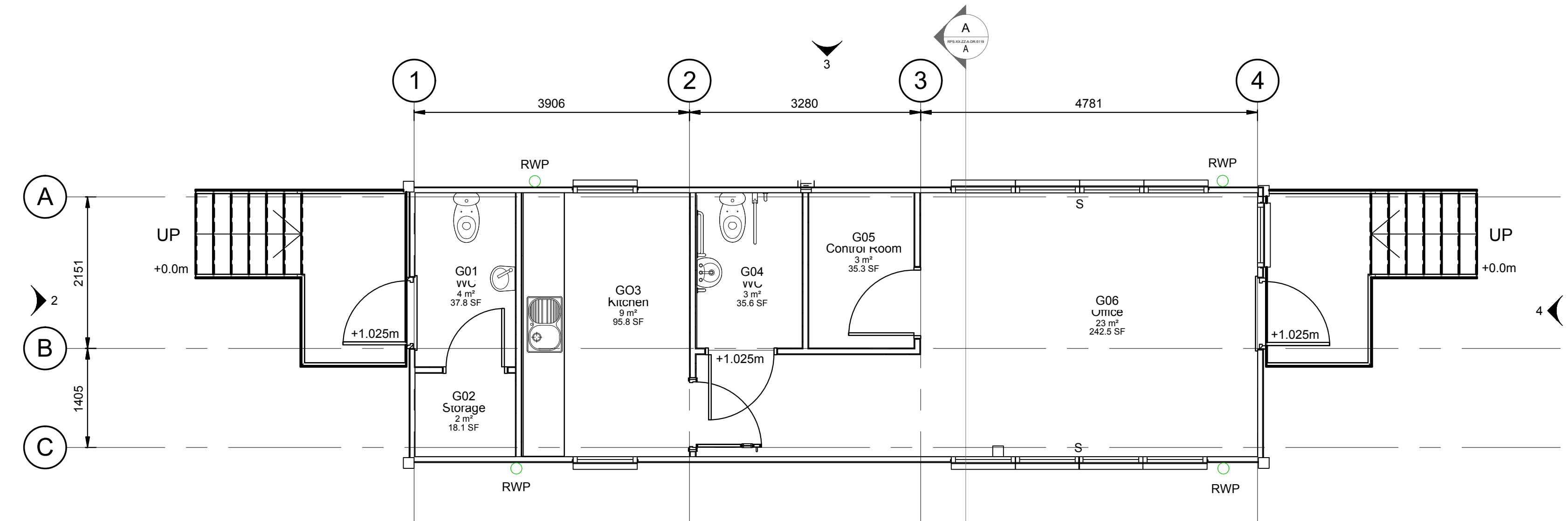
Document Number	Revision	Suitability
NK018074 - RPS-XX-ZZ-A-DR-0114	P02	S0
Project Number	Originator - Zone - Level - Type - Role - Drawing Number	



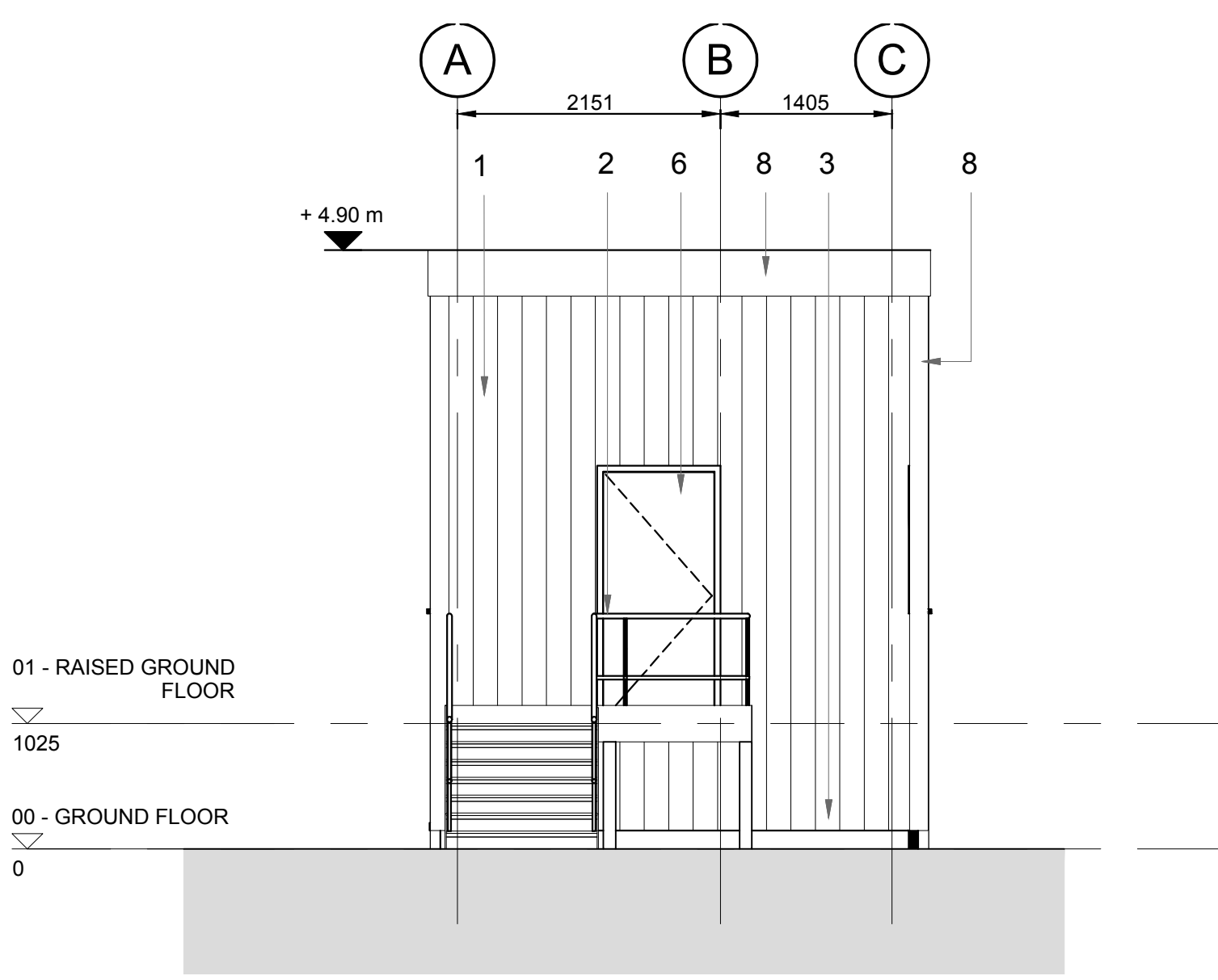
North Elevation
1 : 50



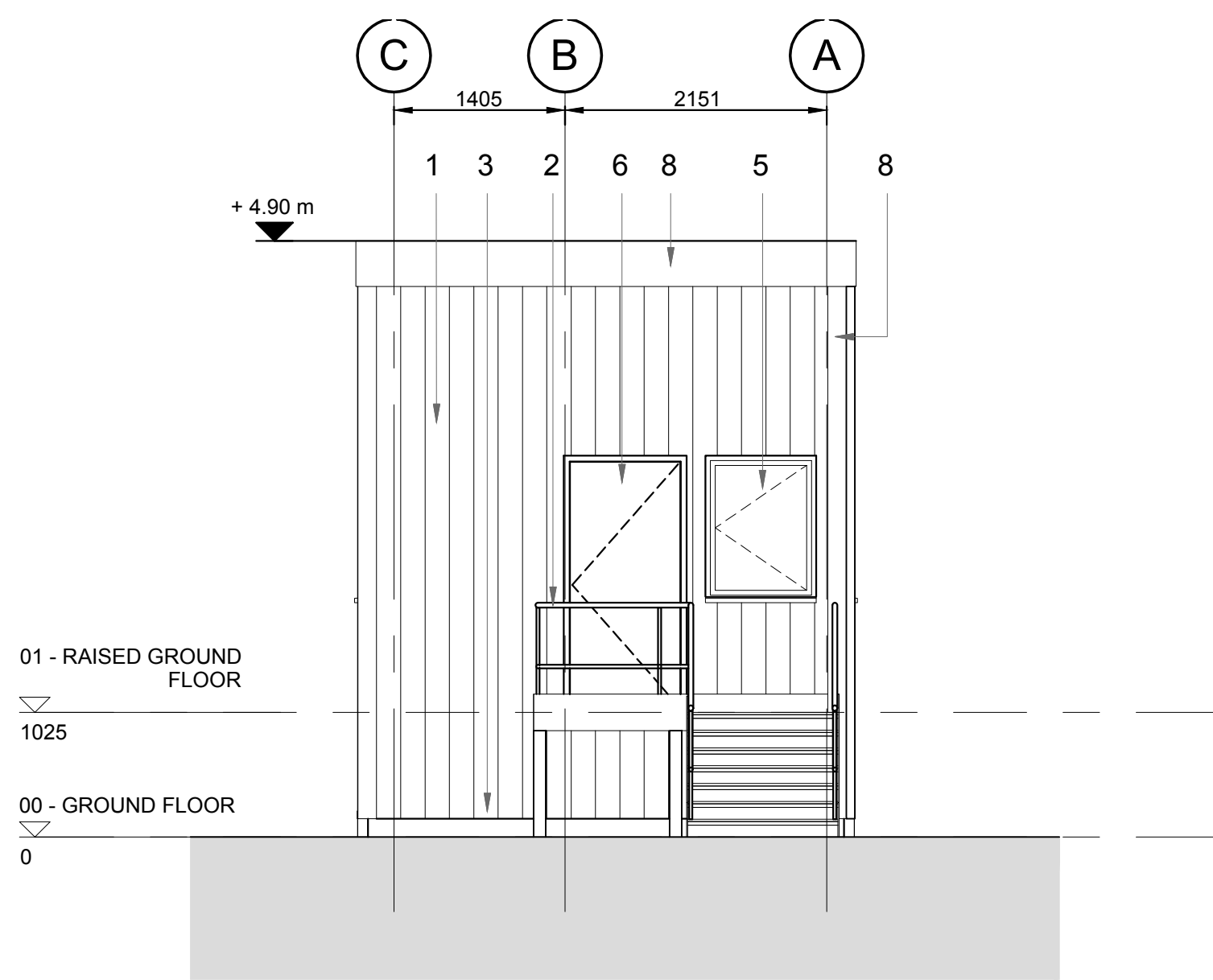
South Elevation
1 : 50



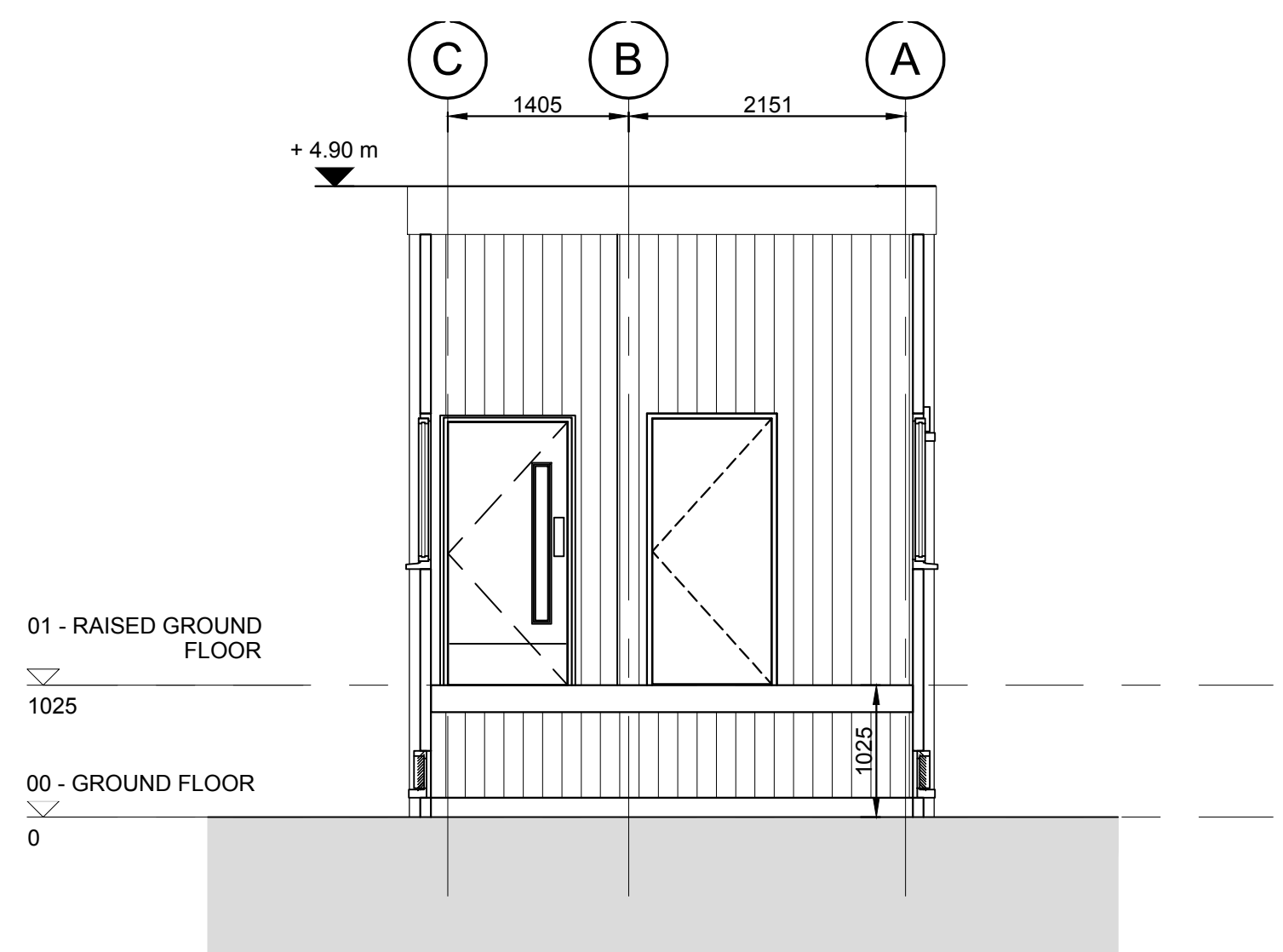
Gatehouse Floor Plan
1 : 50



West Elevation
1 : 50



East Elevation
1 : 50



Section A-A
1 : 50




- © 2018 RPS Group
- Notes
- This drawing has been prepared in accordance with the scope of RPS's appointment with its client and is subject to the terms and conditions of that appointment. RPS accepts no liability for any use of this document other than by its client and only for the purposes for which it was prepared and provided.
 - If received electronically it is the recipient's responsibility to print to correct scale. Only written dimensions should be used.
 - This drawing should be read in conjunction with all other relevant drawings and specifications.

Key:


- Wall cladding.
Colour: Albatross (RAL 240 80 05)
 - Galvanised steel external access stair. All supports, balustrades, stringers, treads, handrails and landings to be galvanised steel - Specialist Design. PVC coated balustrades and handrails - yellow. Yellow nosing's to treads.
 - Modular gatehouse elevated to accommodate required communication between personnel and vehicle operative. Assume structural columns will be extended to sub-base to provide required elevation. Gap below modular building covered with an 'Apron' consisting of a material similar to the building envelope. External finish and colour of apron to match gatehouse building. Apron to be provided by modular gatehouse supplier.
 - Grill for extract fan.
Colour: Anthracite (RAL 7016)
 - Aluminium Double Glazed Window
Polyester Powder Coated
Colour: Anthracite (RAL 7016)
 - Steel Door Set
Frame Colour: Anthracite (RAL 7016)
Door Leaf Colour: Anthracite (RAL 7016)
 - Ventilation to subfloor opening are equivalent to 1500mm²/m run on opposite sides. Colour: Anthracite (RAL 7016)
 - Colourcoat flashing. Colour: Anthracite (RAL 7016)
- S Sliding Window
RWP Rainwater Pipe

P02	Updates to suit new design	DEC	MJH	14.03.18
P01	Issued for Planning	JT	RJF	03.11.16
Rev	Description	By	Ckd	Date



Sherwood House, Sherwood Avenue,
Newark, Nottinghamshire, NG24 1QQ
T: 01636 605 700 E: rpsnewark@rpsgroup.com

Client



Project Sussex EFW

Title Gatehouse

Status Preliminary	Scale 1:50 @A1	Date Created 14.10.16
Project Leader RJF	Drawn By KLM	Checked by RJF

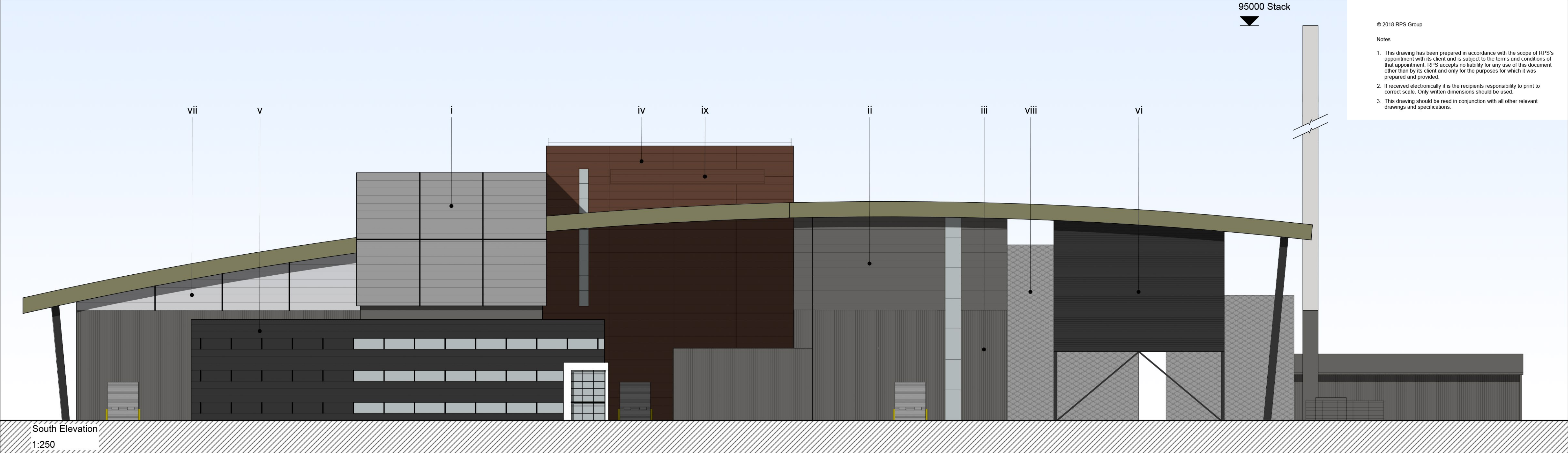
Document Number	Revision	Subsidiary				
NK018074 - RPS-XX-ZZ-A-DR-0116	P02	S0				
Project Number	Originator	Zone	Level	Type	Role	Drawing Number

rpsgroup.com/uk

- Key:

- RWP Rainwater pipe

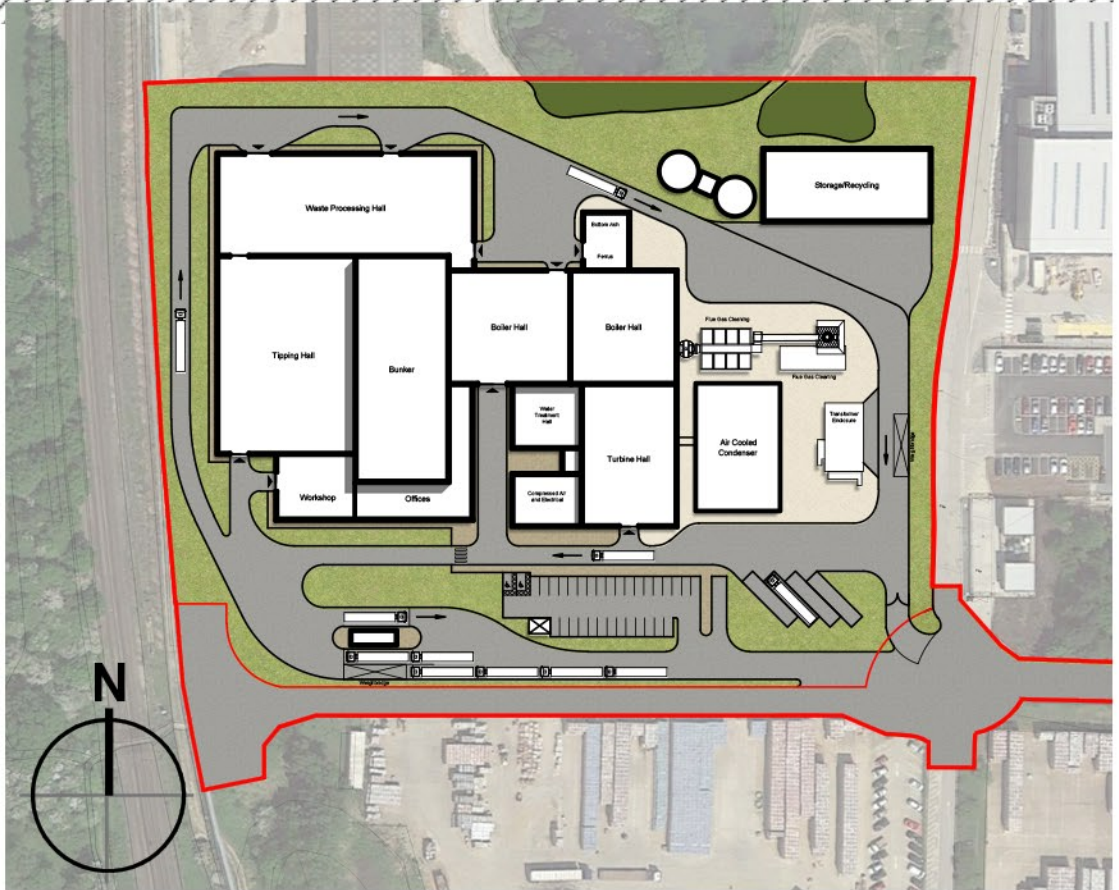

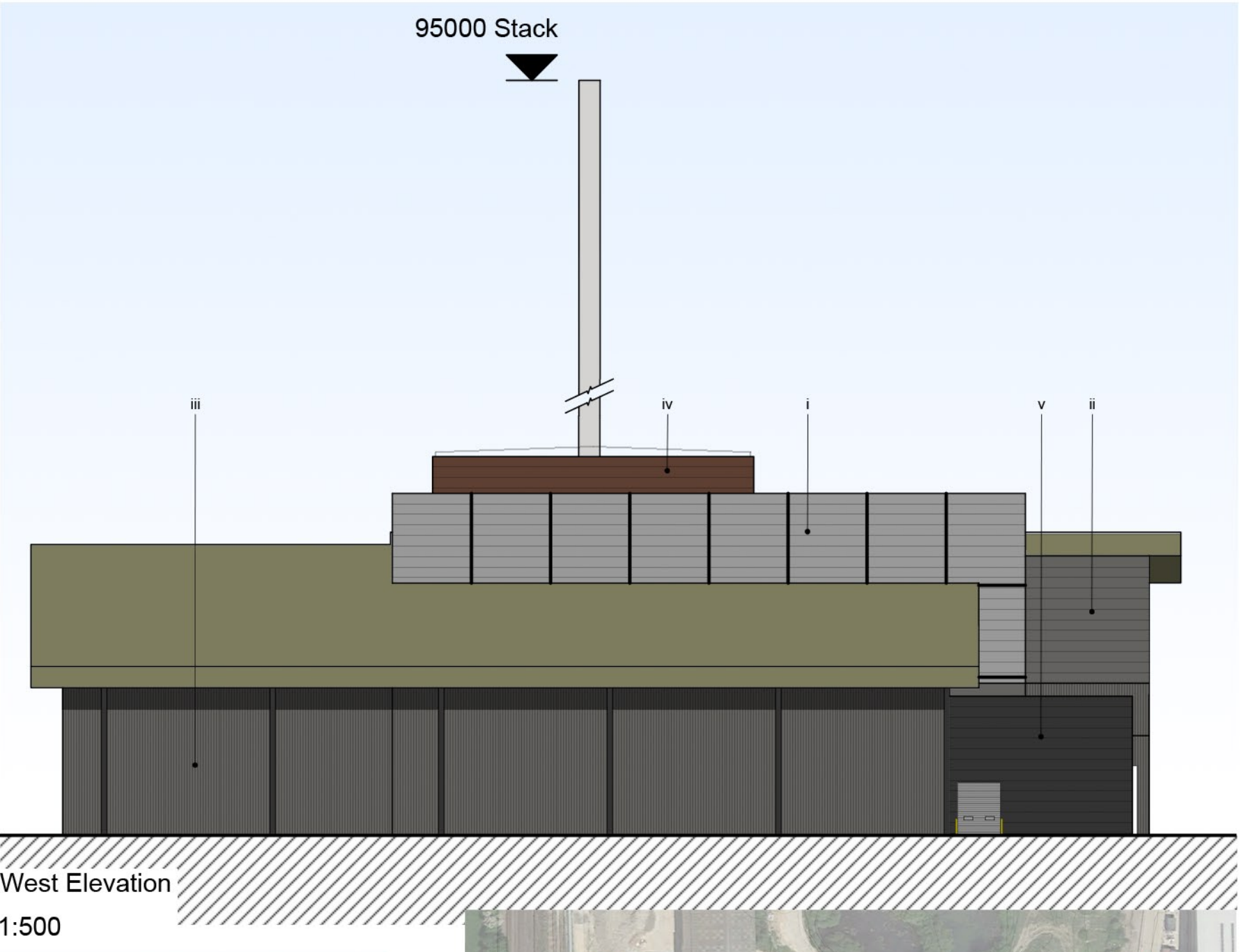
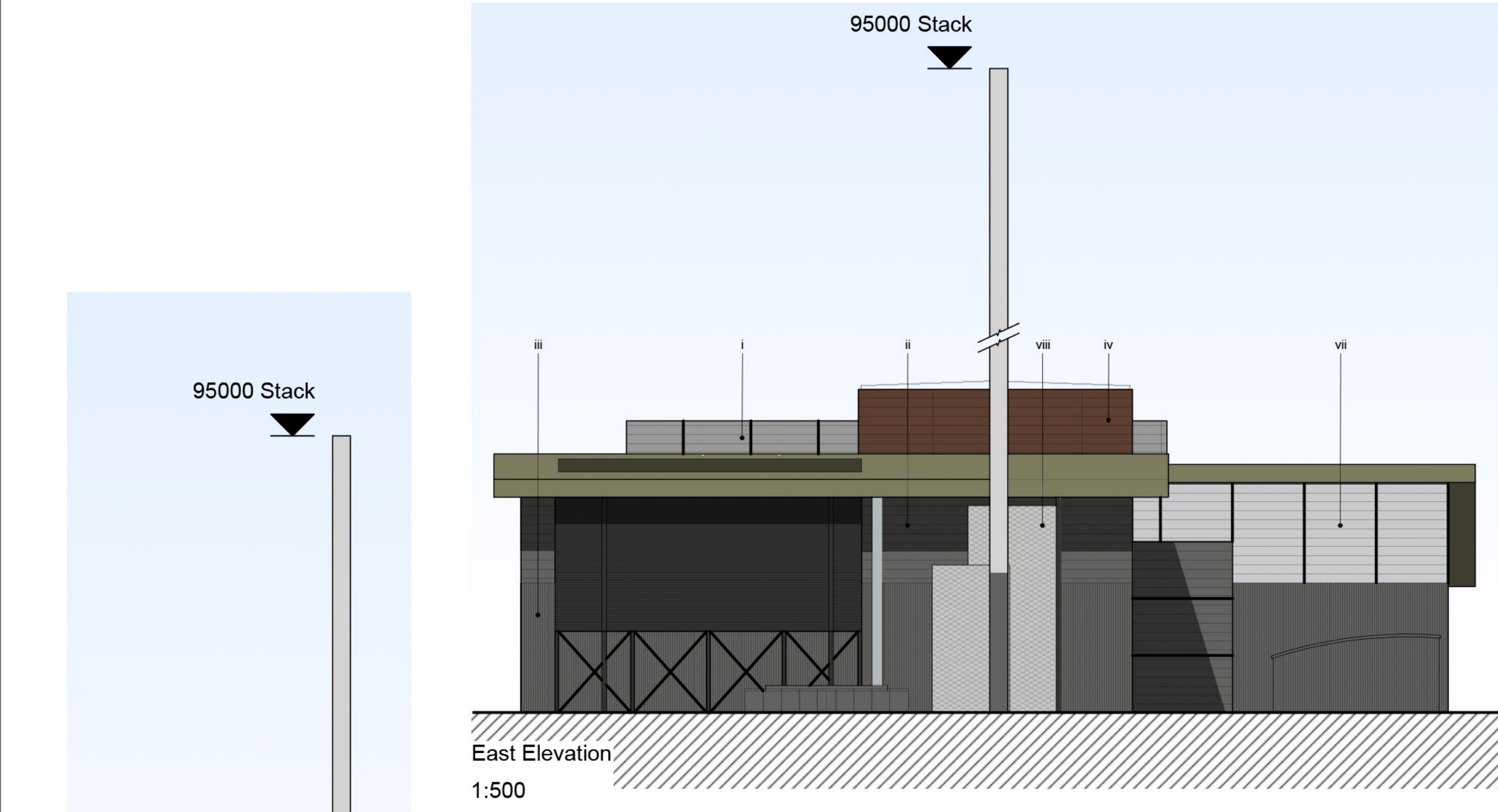




© 2018 RPS Group

Notes

1. This drawing has been prepared in accordance with the scope of RPS's appointment with its client and is subject to the terms and conditions of that appointment. RPS accepts no liability for any use of this document other than by its client and only for the purposes for which it was prepared and provided.
2. If received electronically it is the recipients responsibility to print to correct scale. Only written dimensions should be used.
3. This drawing should be read in conjunction with all other relevant drawings and specifications.



External Materials Key:

- i. Horizontally laid composite microrib cladding panels colour 4000-N or similar approved
 - ii. Horizontally laid composite microrib cladding panels colour 7500-N or similar approved
 - iii. Vertically laid profiled cladding panels colour 7500-N or similar approved
 - iv. Horizontally laid composite microrib cladding panels colour 7010-G70Y or similar approved
 - v. Horizontally laid composite microrib cladding panels colour 7005-Y50R or similar approved
 - vi. Horizontally laid composite louvre cladding panels colour 7005-Y50R or similar approved
 - vii. Horizontally laid polycarbonate translucent panels colour 3000-N or similar approved
 - viii. Architectural mesh colour 3000-N or similar approved
 - ix. Louvre Polyester Powder Coated Colour 7010-G70Y or similar approved
- Flue Stack to be colour 2500-N with colour 7500-N base or similar approved
- All Dock doors, Level Access doors and Personnel doors to be colour 3000-N or similar approved
- Office Glazed doors, Curtain Walling and window frames to be PPC colour 7500-N or similar approved
- Roof to be colour 5010-G70Y or similar approved

Colours taken from the High Weald AONB Colour Study, Page 38
BRICK, STONE, TILE



P02	Updates to suit new design	DEC	MJH	14.03.18
P01	Issued for Planning	JH	RJF	03.11.16
Rev	Description	By	Ckd	Date



Sherwood House, Sherwood Avenue,
Newark, Nottinghamshire, NG24 1QQ
T:01636 605 700 E: rpsnewark@rpsgroup.com

Client



Project Sussex EFW

Title Proposed Elevations

Status	Scale	Date Created
Preliminary	1:250 @A1	26/08/16
Project Leader	Drawn By	Checked by
RJF	JH	RJF

Document Number		Revision	Suitability
NK018074-RPS-MB-ZZ-A-DR-0111		P02	S0
Project Number	Originator - Zone - Level - Type - Role - Drawing Number		

rpsgroup.com/uk

