

**From:** Jane Moseley  
**To:** [REDACTED]  
**Subject:** FW: WSCC/050/13/SR Storrington Oil Well  
**Date:** 01 July 2014 15:30:00  
**Attachments:** [REDACTED]

---

Helen

I can confirm that we are now happy with the submitted details and conditions 5 and 18 of planning permission WSCC/050/13/SR can now be discharged.

The restoration/aftercare and landscaping shall be implemented in accordance with the approved plans (attached).

Kind regards  
Jane.

<p><a href="#">Jane Moseley</a>   Principal Planner, Communities &amp; Infrastructure, <a href="#">West Sussex County Council</a>   Location: Strategic Planning Business Unit, 2nd Floor Northleigh, County Hall, Chichester, PO19 1RH Internal: 26948   External: +44 (0) 330 222 6948   E-mail: <a href="mailto:jane.moseley@westsussex.gov.uk">jane.moseley@westsussex.gov.uk</a></p>
---

- Site boundary
- Proposed timber post and strained wire fence
- Existing tree to be removed to enable re-grading of storage bunds
- Proposed timber post and rail fence
- Proposed area of grass seeding
- Topographic survey data not available. Level information taken from historic drawing 'Existing Site Character Figure 4 A'

**OILFIELD RESTORATION**  
Decommissioning, Restoration and Aftercare

Restoration is defined within National Planning Policy Framework (NPPF) to mean "operations associated with the winning and working of minerals and which are designed to return the area to an acceptable environmental condition, whether for the resumption of the former land use or for a new use".

The NPPF requires applicants to provide "a landscape strategy, restoration conditions and aftercare schemes as appropriate" and: 37. "To demonstrate that a site can be reclaimed to an acceptable standard and after-use, the applicant is advised to prepare, at the outset, a working plan which includes restoration proposals... 40. For after-uses which involve some form of plant growth (e.g. for agriculture, forestry or amenity including some forms of nature conservation), the plan will usually involve a number of key stages:

- stripping of soils and soil-making materials and either their storage or their direct replacement (i.e. 'restoration') on another part of the site;
- storage and replacement of overburden;
- achieving the landscape and landform objectives for the site, including filling operations if required, following mineral extraction;
- restoration, including soil placement, relief of compaction and provision of surface features;
- aftercare.

Since the Storrington oil field site is in active use this restoration plan provides information in respect of the latter three stages, as necessary to discharge Planning Condition 5.

Restoration activities shall broadly involve the following sequence of works:

1. DECOMMISSIONING - To comprise the decommissioning of plant pipe work; removal of site features and plant; disconnection of services; well abandonment; removal of well site and other built surfaces; site cleaning; ground sampling and treatment of remaining materials.
2. VEGETATION CLEARANCE
3. GROUND PREPARATIONS AND REPLACEMENT OF STORED MATERIALS
4. RESTORATION OF FIELD BOUNDARIES
5. RESTORATION OF AGRICULTURAL GRASSLAND
6. 5 YEAR AFTERCARE PERIOD WORKS

All decommissioning activities shall be undertaken by, or on behalf, of IGAS Energy. The restoration of the landscape as set out within this plan shall relate to activities 2-6, above. Details of these are set out below:

**2. VEGETATION CLEARANCE**  
All trees identified on the plan for removal, and any subsequently established shrubs within the area to be restored to agriculture, are to be felled by a qualified arboriculturist. All felling works are to be undertaken during the dormant season and outside of the bird nesting season (avoid mid-Feb-Sept inclusive). All mature trees shall be checked for bat roosts in any cavities, before arboricultural works are carried out. Any bat roosts shall be reported to the client and no works shall be carried out on any tree in which bat roosts are located without further written instructions from a suitably qualified ecologist. The inspection for bat roosts and any subsequent action thereon must be carried out by appropriately licensed personnel.

**3. GROUND PREPARATIONS AND REPLACEMENT OF STORED MATERIALS**  
Following the removal of all the site plant, site surfacing, services and affected vegetation areas for re-seeding identified on the plan shall be ripped, using a ripping time or subsoil plough. The minimum depth of treatment shall be 450 mm. The spacing between the tine furrows shall be close enough to cause the uplifting and fracturing of the soil throughout the profile to the minimum treated depth and shall be determined by the soil type and conditions and the type of subsoiler used. Approximate spacings shall be taken as 600mm. Re-grade subsoil material across the site area to form naturally flowing contours in keeping with the adjacent land profile (generally level). Rip again and remove all stone or other imported material thus exposed to an approved licensed waste management site.  
Backfill redundant ditches using on-site materials.

Re-spread soil materials from soil storage bunds by loose tipping and grading over the site area, to produce smooth flowing contours across the site boundaries, and provide a minimum topsoil cover of 150mm. If necessary, import soil or ameliorants of a compatible type, to make up subsoil and topsoil depths.  
Final preparations of soils shall ensure that top 50 mm of all soil is reduced to a tilth suitable for final sowing with a grading blade (particle size 10 mm and below). All undesirable material brought to the surface including stones larger than 50 mm in any dimension, roots, tufts of grass and foreign matter is to be removed off site. When material is reasonably dry and workable it shall be graded level in keeping with the natural profile of the adjacent off site land. Once material has been spread and/or graded, the area shall not be traversed by machinery or used for storage purposes.

**4. RESTORATION OF FIELD BOUNDARIES**  
Following decommissioning remove all remaining boundary fences identified on the plan. Install new boundary fences identified on the plan. Typical construction details are provided here for reference.

**5. RESTORATION OF AGRICULTURAL GRASSLAND**  
Grass seed shall be sown during the period 1 March to 31 May or 1 September to 31 October. Immediately prior to sowing the upper 50 mm of soil shall be reduced to a fine tilth by use of a chain harrow or other suitable plant. If required by the land owner, fertiliser or other soil ameliorants shall be evenly incorporated into the upper 50 mm of soil during final cultivations.

Grass seed shall comply with BS 4428 and shall be a tested mixture. Certificates of germination and purity obtained from an Official Seed Testing Station not more than six months prior to sowing shall be provided to the client before sowing, together with the names of the varieties used in the mixture. The information on seed certificates and seed bag labels shall correspond.

Sowing shall be carried out by evenly distributing the seed at the rate specified for each mixture below.

Sowing shall be immediately followed by lightly raking the surface of the soil to cover the seeds, by use of a chain harrow or other suitable plant.  
The seeding shall be repeated as necessary until an evenly distributed dense sward is established over the seeded area. The Contractor shall allow for establishment maintenance of all grass areas in accordance for the first 12 months of the aftercare period until this has been achieved. Establishment shall be regarded as achieved when at least 80% of quadrant sub-divisions are recorded as 'filled' when tested in accordance with Annex A3 of BS 3969.

Following seeding the area shall be first cut to a height of 50mm when the grass reaches a height of 100mm. Subsequent cuts shall be undertaken as necessary for the initial 12 month establishment period of the 5 year aftercare period, whenever the grass reaches a height of 100mm.

**GRASS SEED MIXTURE A**  
British Seed Houses "A25 Agricultural Reinstatement Mix", or equivalent to landowner's approval.

ABERZEST Perennial Ryegrass	27%
ABERAVON Perennial Ryegrass	20%
ABERDART Perennial Ryegrass	20%
ABERSTAR Perennial Ryegrass	20%
ABERACE Miniature White Clover	6.5%
PRESTO Timothy	6.5%

Sowing rate = 8g/m<sup>2</sup>

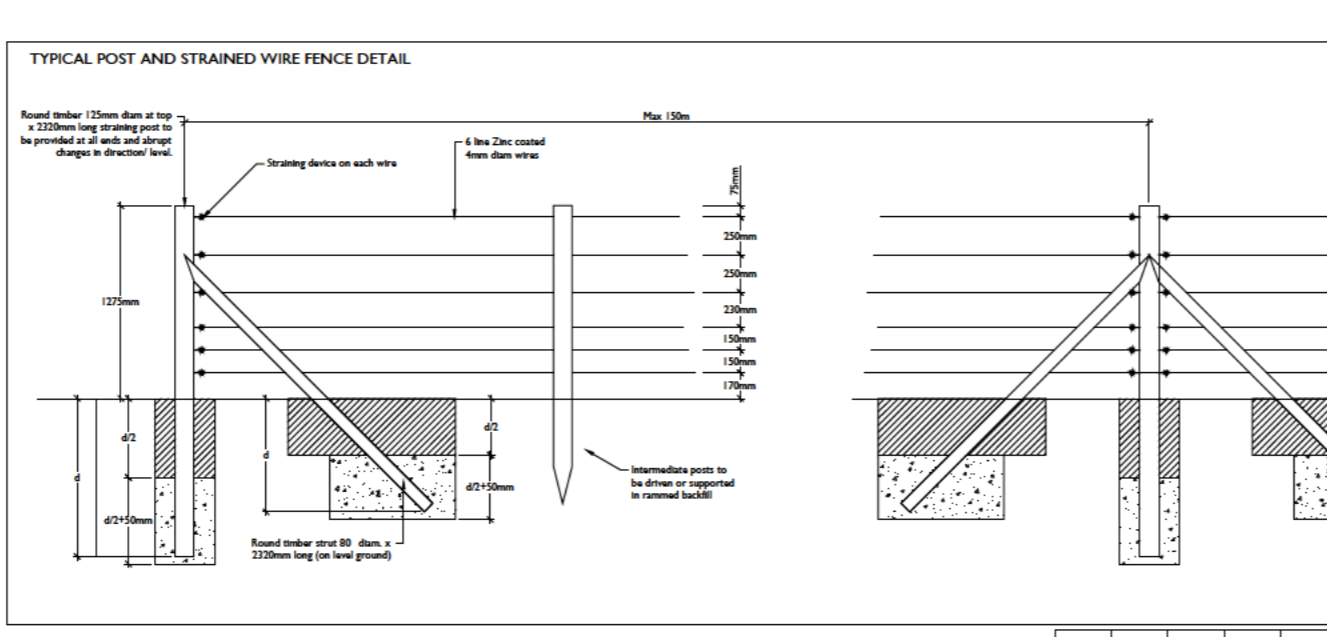
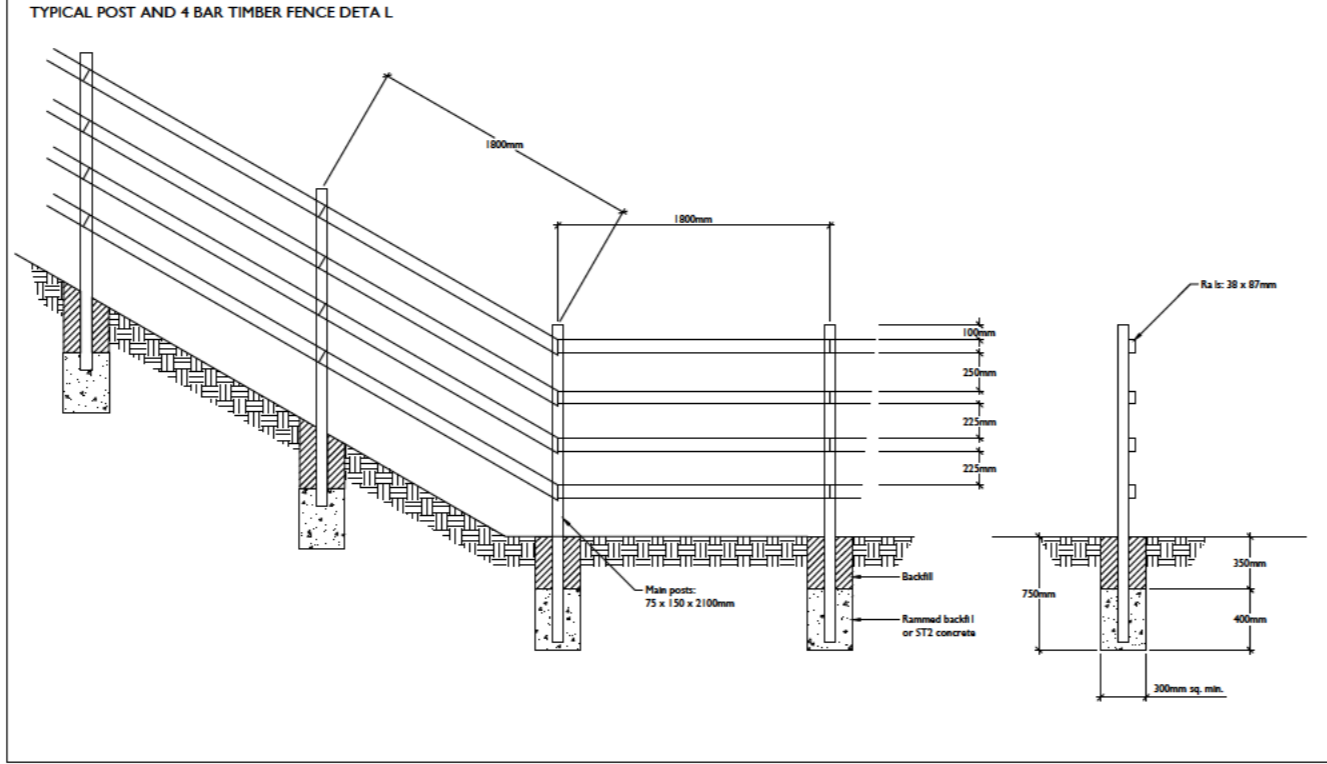
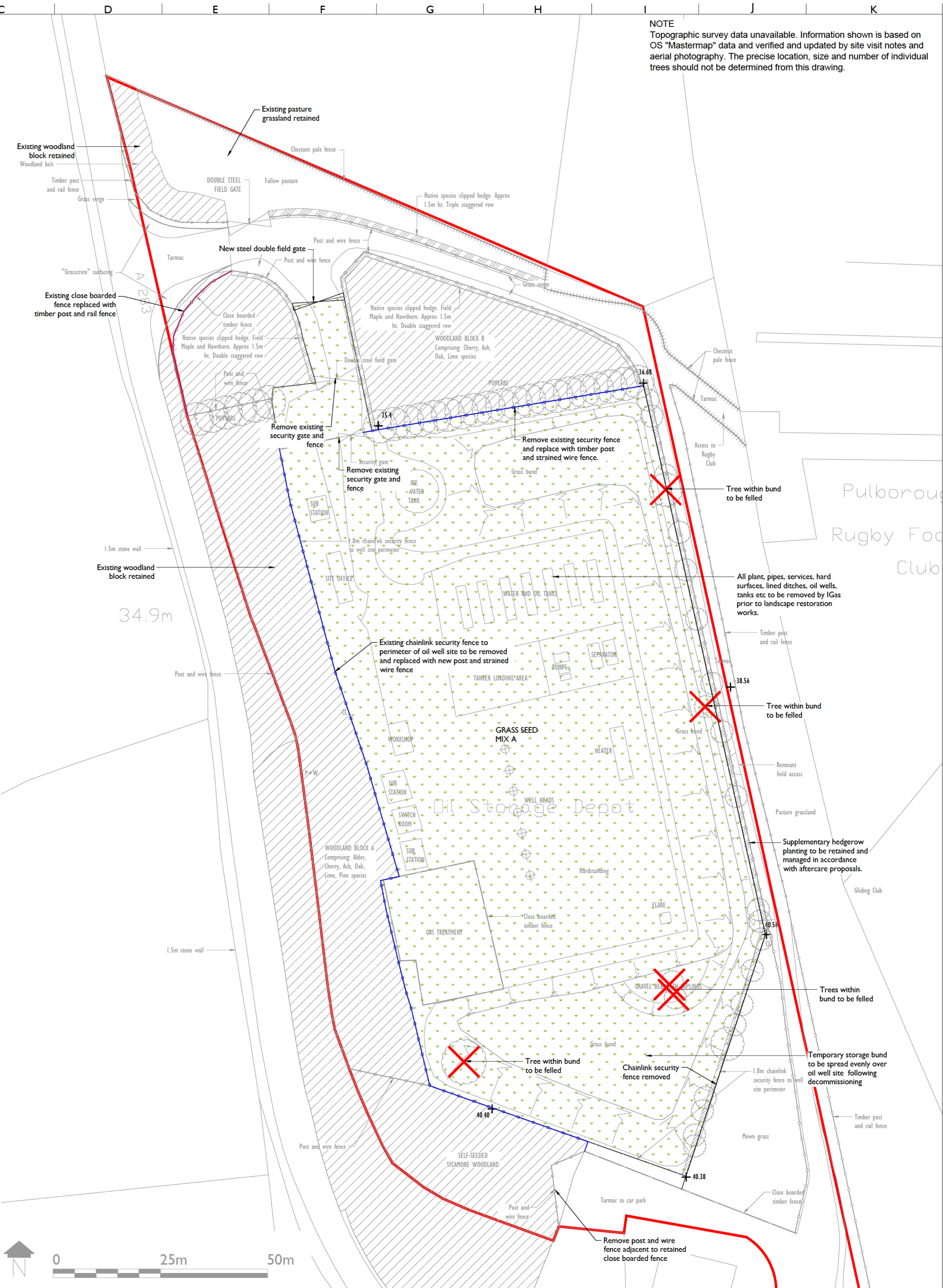
**6. MAINTENANCE PERIOD**  
The contractor shall undertake establishment maintenance for a period of 12 months following seeding.  
Establishment maintenance shall comprise:

- Land drainage - regular monitoring shall be undertaken to record any areas of prolonged soil saturation and/or ponding of surface water. Remedial action shall be undertaken as necessary, such as provision of land drains in agreement with the landowner.
- Agricultural grass seed establishment - management and topping until a dense sward is established (as defined above). All areas of failed seed shall be re-seeded in accordance with the initial specification.
- Weed control within seeded areas - translocated herbicides, spot sprayed.

**7. 5 YEAR AFTERCARE PERIOD**  
Following restoration works a period of 5 years of aftercare management and monitoring shall be undertaken. The aftercare period shall run concurrently with the 12 month establishment period for new grass seeding. Following the 12 month establishment period, pasture land within the site shall be grazed by the landowner or any future tenant in accordance with best agricultural practices.

On-going management works during the 5 year aftercare period shall comprise an annual inspection of the following elements:

- Agricultural grass seed establishment  
Any areas identified as defective shall be temporarily fenced off from livestock and reseeded in accordance with the initial seeding requirements and as agreed with the landowner.
- Hedgerow plant establishment  
Recently planted hedgerows within the site shall be maintained to a clipped height of approximately 1.5m. All shelter guards shall be removed once redundant. Dead plants shall be replaced in accordance with the initial specification to ensure continuous hedgerow.
- Woodland  
Established woodland within the site shall be thinned in accordance with good forestry practice to allow the establishment of a diverse canopy structure, including ground cover vegetation. All shelter guards shall be removed once redundant.
- Land drainage  
It is anticipated that the restored land will be freely draining. Annual monitoring shall be undertaken to record any areas of prolonged soil saturation and ponding of surface water. Remedial action shall be undertaken as necessary, such as the provision of land drains.



**NOTE**  
Topographic survey data unavailable. Information shown is based on OS "Mastermap" data and verified and updated by site visit notes and aerial photography. The precise location, size and number of individual trees should not be determined from this drawing.

**NICHOLAS PEARSON ASSOCIATES**  
ENVIRONMENTAL PLANNERS · LANDSCAPE ARCHITECTS · ECOLOGISTS

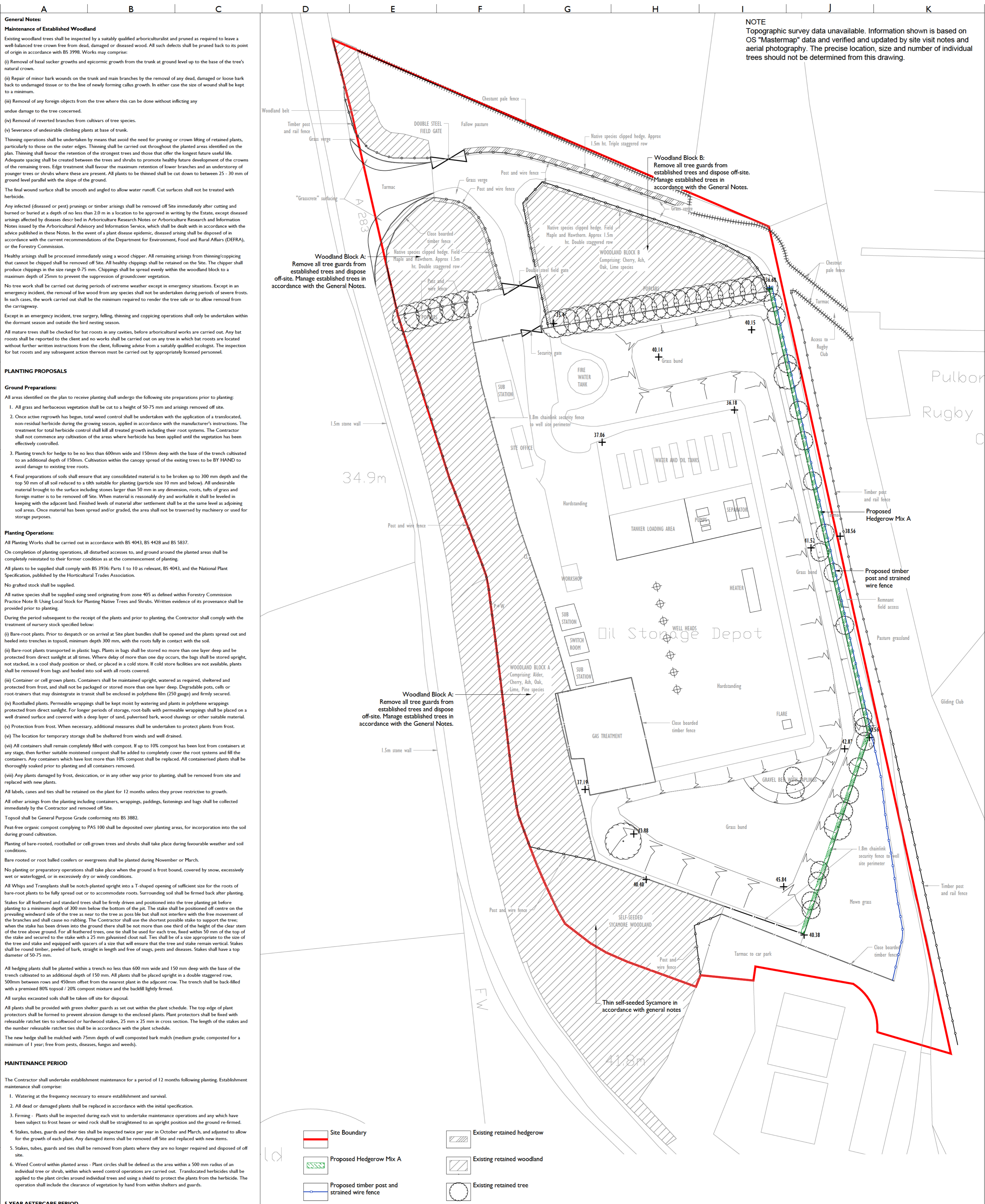
Client	IGAS ENERGY								
Project	STORRINGTON OIL WELL SITE, PULBOROUGH ROAD COOTHAM, STORRINGTON, WEST SUSSEX								
Drawing	STORRINGTON OIL WELL SITE LANDSCAPE RESTORATION PLAN WSCC/05/13/SR PLANNING CONDITION 5								
Drawing No.	NPA 10705 801	Scale	1:500@A1	Date	DEC 2013				
Rev	P02	Drawn	RG	Checked	TB	Approved	SM	Status	PLANNING

© Nicholas Pearson Associates Ltd. Head Office : 30 Brock Street Bath BA1 2LN United Kingdom  
Tel : + 44 (0) 1225 445548 Fax + 44 (0) 1225 312387 www.npacconsult.co.uk

All discrepancies or queries regarding this drawing should be referred to Nicholas Pearson Associates Ltd. Nicholas Pearson Associates Ltd accept no liability for any expense, loss or damage of whatsoever nature and however arising from any variation made to this drawing or in the execution of the work to which it relates which has not been referred to them and their approval obtained.

Dwg Ref: N:\Projects\10705 IG\Work\800 Maintenance And Management\NPA 10705 801.dwg  
Plotted on 6/27/2014 by Eleanor Hall, Plotscale: 1:1, Paper Size ISO full bleed A1 (594.00 x 841.00 MM), Plot style: NPA\_ISO.ctb

PO2	EH	SM	SM	Maintenance details updated	26/06/2014
PO1	SM	SM	SM	Client amendments	24/01/2014
Rev	Drawn	Checked	Approved	Description	Date



**NOTE**  
 Topographic survey data unavailable. Information shown is based on OS "Mastermap" data and verified and updated by site visit notes and aerial photography. The precise location, size and number of individual trees should not be determined from this drawing.

**General Notes:**  
**Maintenance of Established Woodland**

- Existing woodland trees shall be inspected by a suitably qualified arboriculturalist and pruned as required to leave a well-balanced tree crown free from dead, damaged or diseased wood. All such defects shall be pruned back to its point of origin in accordance with BS 3998. Works may comprise:
  - (i) Removal of basal sucker growths and epicormic growth from the trunk at ground level up to the base of the tree's natural crown.
  - (ii) Repair of minor bark wounds on the trunk and main branches by the removal of any dead, damaged or loose bark back to undamaged tissue or to the line of newly forming callus growth. In either case the size of wound shall be kept to a minimum.
  - (iii) Removal of any foreign objects from the tree where this can be done without inflicting any undue damage to the tree concerned.
  - (iv) Removal of reverted branches from cultivars of tree species.
  - (v) Severance of undesirable climbing plants at base of trunk.

2. Thinning operations shall be undertaken by means that avoid the need for pruning or crown lifting of retained plants, particularly to those on the outer edges. Thinning shall be carried out throughout the planted areas identified on the plan. Thinning shall favour the retention of the strongest trees and those that offer the longest future useful life. Adequate spacing shall be created between the trees and shrubs to promote healthy future development of the crowns of the remaining trees. Edge treatment shall favour the maximum retention of lower branches and an understory of younger trees or shrubs where these are present. All plants to be thinned shall be cut down to between 25 - 30 mm of ground level parallel with the slope of the ground.

The final wound surface shall be smooth and angled to allow water runoff. Cut surfaces shall not be treated with herbicide.  
 Any infected (diseased or pest) prunings or timber arisings shall be removed off Site immediately after cutting and burned or buried at a depth of no less than 2.0 m in a location to be approved in writing by the Estate, except diseased arisings affected by diseases described in Arboriculture Research Notes or Arboriculture Research and Information Notes issued by the Arboricultural Advisory and Information Service, which shall be dealt with in accordance with the advice published in these Notes. In the event of a plant disease epidemic, diseased arisings shall be disposed of in accordance with the current recommendations of the Department for Environment, Food and Rural Affairs (DEFRA), or the Forestry Commission.

3. Healthy arisings shall be processed immediately using a wood chopper. All remaining arisings from thinning/coppicing that cannot be chipped shall be removed off Site. All healthy chippings shall be retained on the Site. The chipper shall produce chippings in the size range 0.75 mm. Chippings shall be spread evenly within the woodland block to a maximum depth of 25mm to prevent the suppression of groundcover vegetation.

4. No tree work shall be carried out during periods of extreme weather except in emergency situations. In an emergency incident, the removal of live wood from any species shall not be undertaken during periods of severe frosts. In such cases, the work carried out shall be the minimum required to render the tree safe or to allow removal from the carriageway.

Except in an emergency incident, tree surgery, felling, thinning and coppicing operations shall only be undertaken within the dormant season and outside the bird nesting season.

All mature trees shall be checked for bat roosting in any cavities, before arboricultural works are carried out. Any bat roosts shall be reported to the client and no works shall be carried out on any tree in which bat roosts are located without further written instructions from the client, following advice from a suitably qualified ecologist. The inspection for bat roosts and any subsequent action thereon must be carried out by appropriately licensed personnel.

**PLANTING PROPOSALS**

**Ground Preparations:**

- All areas identified on the plan to receive planting shall undergo the following site preparations prior to planting:
  - All grass and herbaceous vegetation shall be cut to a height of 50-75 mm and arisings removed off site.
  - Once active regrowth has begun, total weed control shall be undertaken with the application of a translocated, non-residual herbicide during the growing season, applied in accordance with the manufacturer's instructions. The treatment for total herbicide control shall kill all treated growth including their root systems. The Contractor shall not commence any cultivation of the areas where herbicide has been applied until the vegetation has been effectively controlled.
  - Planting trench for hedge to be no less than 600mm wide and 150mm deep with the base of the trench cultivated to an additional depth of 150mm. Cultivation within the canopy spread of the existing trees to be BY HAND to avoid damage to existing tree roots.
  - Final preparations of soils shall ensure that any consolidated material is to be broken up to 300 mm depth and the top 50 mm of all soil reduced to a state suitable for planting (particle size 10 mm and below). All undesirable material brought to the surface including stones larger than 50 mm in any dimension, roots, tufts of grass and foreign matter is to be removed off Site. When material is reasonably dry and workable it shall be leveled in keeping with the adjacent land. Finished levels of material after settlement shall be at the same level as adjoining soil areas. Once material has been spread and/or graded, the area shall not be traversed by machinery or used for storage purposes.

**Planting Operations:**

- All Planting Works shall be carried out in accordance with BS 4043, BS 4428 and BS 5837.
- On completion of planting operations, all disturbed accesses to, and ground around the planted areas shall be completely reinstated to their former condition as at the commencement of planting.
- All plants to be supplied shall comply with BS 3936, Parts 1 to 10 as relevant, BS 4043, and the National Plant Specification, published by the Horticultural Trades Association.
- No grafted stock shall be supplied.
- All native species shall be supplied using seed originating from zone 405 as defined within Forestry Commission Practice Note 8: Using Local Stock for Planting Native Trees and Shrubs. Written evidence of its provenance shall be provided prior to planting.
- During the period subsequent to the receipt of the plants and prior to planting, the Contractor shall comply with the treatment of nursery stock specified below:
  - (i) Bare-root plants. Prior to despatch or on arrival at Site plant bundles shall be opened and the plants spread out and heeled into trenches in topsoil, minimum depth 300 mm, with the roots fully in contact with the soil.
  - (ii) Bare-root plants transported in plastic bags. Plants in bags shall be stored no more than one layer deep and be protected from direct sunlight at all times. Where delay of more than one day occurs, the bags shall be stored upright, not stacked, in a cool shady position or shed, or placed in a cold store. If cold store facilities are not available, plants shall be removed from bags and heeled into soil with all roots covered.
  - (iii) Container or cell grown plants. Containers shall be maintained upright, watered as required, sheltered and protected from frost, and shall not be packaged or stored more than one layer deep. Degradable pots, cells or root-trainers that may disintegrate in transit shall be enclosed in polythene film (250 gauge) and firmly secured.
  - (iv) Rootballed plants. Permeable wrappings shall be kept moist by watering and plants in polythene wrappings protected from direct sunlight. For longer periods of storage, root balls with permeable wrappings shall be placed on a well drained surface and covered with a deep layer of sand, pulverised bark, wood shavings or other suitable material.
  - (v) Protection from frost. When necessary, additional measures shall be undertaken to protect plants from frost.
  - (vi) The location for temporary storage shall be sheltered from winds and well drained.
  - (vii) All containers shall remain completely filled with compost. If up to 10% compost has been lost from containers at any stage, then further suitable moistened compost shall be added to completely cover the root systems and fill the containers. Any containers which have lost more than 10% compost shall be replaced. All containerised plants shall be thoroughly soaked prior to planting and all containers removed.
  - (viii) Any plants damaged by frost, desiccation, or in any other way prior to planting, shall be removed from site and replaced with new plants.
- All labels, canes and ties shall be retained on the plant for 12 months unless they prove restrictive to growth.
- All other arisings from the planting including containers, wrappings, paddings, fastenings and bags shall be collected immediately by the Contractor and removed off Site.
- Topsoil shall be General Purpose Grade conforming into BS 3882.
- Peat-free organic compost complying to PAS 100 shall be deposited over planting areas, for incorporation into the soil during ground cultivation.
- Planting of bare-rooted, rootballed or cell-grown trees and shrubs shall take place during favourable weather and soil conditions.
- Bare rooted or root balled conifers or evergreens shall be planted during November or March.
- No planting or preparatory operations shall take place when the ground is frost bound, covered by snow, excessively wet or waterlogged, or in excessively dry or windy conditions.
- All Whips and Transplants shall be notch-planted upright into a T-shaped opening of sufficient size for the roots of bare-root plants to be fully spread out or to accommodate roots. Surrounding soil shall be firmed back after planting.
- Stakes for all feathered and standard trees shall be firmly driven and positioned into the tree planting pit before planting to a minimum depth of 300 mm below the bottom of the pit. The stake shall be positioned off centre on the prevailing windward side of the tree as near to the tree as possible but shall not interfere with the free movement of the branches and shall cause no rubbing. The Contractor shall use the shortest possible stake to support the tree; when the stake has been driven into the ground there shall be not more than one third of the height of the clear stem of the tree above ground. For all feathered trees, one tie shall be used for each tree, fixed within 50 mm of the top of the stake and secured to the stake with a 25 mm galvanised clout nail. Ties shall be of a size appropriate to the size of the tree and stake and equipped with spacers of a size that will ensure that the tree and stake remain vertical. Stakes shall be round timber, peeled of bark, straight in length and free of snags, pests and diseases. Stakes shall have a top diameter of 50-75 mm.
- All hedging plants shall be planted within a trench no less than 600 mm wide and 150 mm deep with the base of the trench cultivated to an additional depth of 150 mm. All plants shall be placed upright in a double staggered row, 500mm between rows and 450mm offset from the nearest plant in the adjacent row. The trench shall be back-filled with a premixed 80% topsoil / 20% compost mixture and the backfill lightly firmed.
- All surplus excavated soils shall be taken off site for disposal.
- All plants shall be provided with green shelter guards as set out within the plant schedule. The top edge of plant protectors shall be formed to prevent abrasion damage to the enclosed plants. Plant protectors shall be fixed with releasable ratchet ties to softwood or hardwood stakes, 25 mm x 25 mm in cross section. The length of the stakes and the number releasable ratchet ties shall be in accordance with the plant schedule.
- The new hedge shall be mulched with 75mm depth of well composted bark mulch (medium grade; composted for a minimum of 1 year; free from pests, diseases, fungus and weeds).

**MAINTENANCE PERIOD**

The Contractor shall undertake establishment maintenance for a period of 12 months following planting. Establishment maintenance shall comprise:

- Watering at the frequency necessary to ensure establishment and survival.
- All dead or damaged plants shall be replaced in accordance with the initial specification.
- Firming - Plants shall be inspected during each visit to undertake maintenance operations and any which have been subject to frost heave or wind rock shall be straightened to an upright position and the ground re-firmed.
- Stakes, tubes, guards and their ties shall be inspected twice per year in October and March, and adjusted to allow for the growth of each plant. Any damaged items shall be removed off Site and replaced with new items.
- Stakes, tubes, guards and ties shall be removed from plants where they are no longer required and disposed of off site.
- Weed Control within planted areas - Plant circles shall be defined as the area within a 500 m radius of an individual tree or shrub, within which weed control operations are carried out. Translocated herbicides shall be applied to the plant circles around individual trees and using a shield to protect the plants from the herbicide. The operation shall include the clearance of vegetation by hand from within shelters and guards.

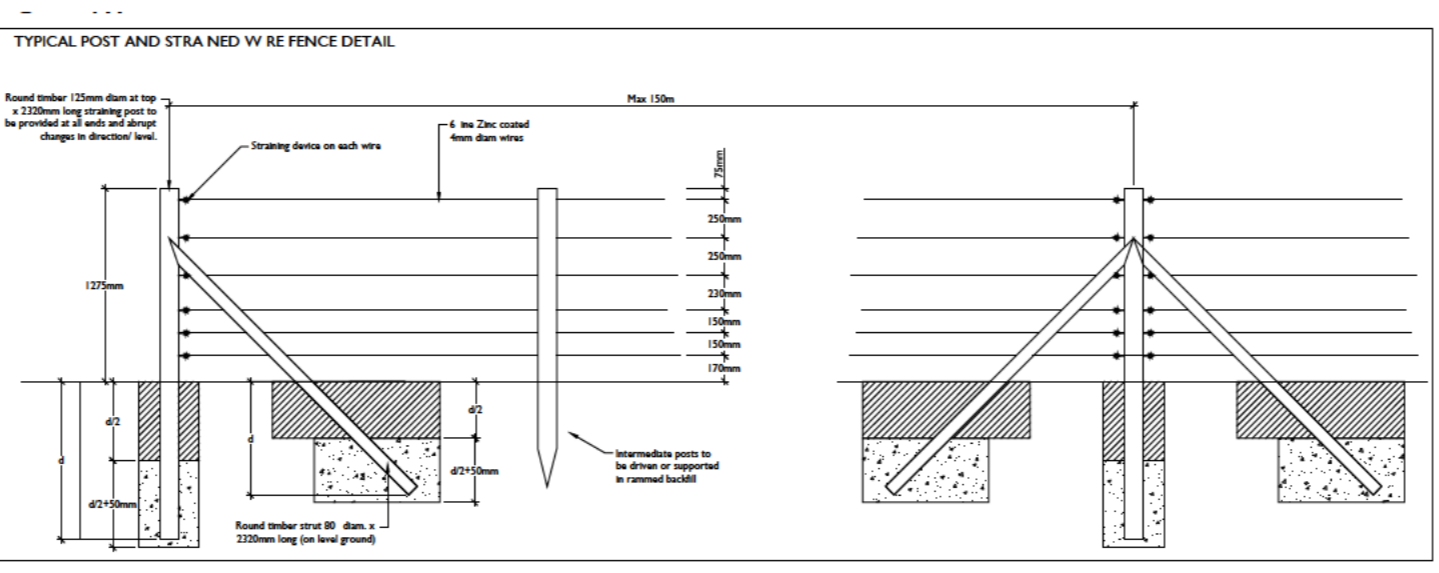

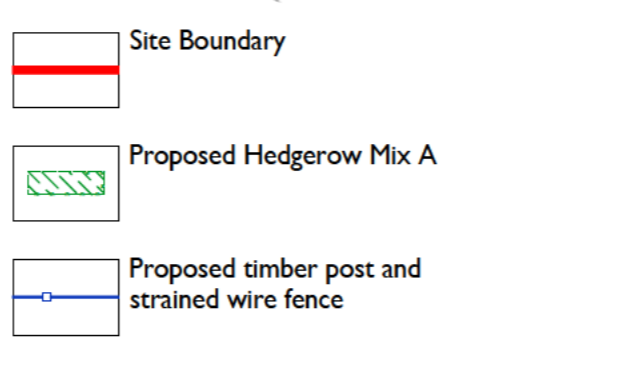
**5 YEAR AFTERCARE PERIOD**

Following planting works, a period of 5 years aftercare management and monitoring shall be undertaken. The aftercare period shall run concurrently with the 12 month Maintenance / Establishment Period (above).

Hedgerow planting: during the first 12 month period maintenance operations will be as above. Thereafter the new hedge will be maintained to a clipped height of 1.5m. Remaining stakes / guards will be removed. Weed control will be carried out until the plants no longer compete. Failed stock will be replaced as instructed.

**HEGDEROW MIX A**

Species	Common Name	Form	Age/condition	Height	Root condition	Min breaks/branches	Guard	% in Mix	Quantity
Acer	Field Maple	Transplant	1+1	40-60cm	R/R		Shrub, 2no ties	50	425
Crataegus	Hawthorn	Transplant	1+1	40-60cm	R/R		Shrub, 2no ties	25	213
Quercus	Common Oak	Standard	2X	250-300cm	R/R		Tree, 3no ties	15	128
Rosa	Rosa canina	Dogrose	1+1	60-80cm	R/R		Shrub, 2no ties	10	85



Rev	Drawn	Checked	Approved	Description	Date
PO2	EH	SM	SM	Maintenance details updated	27.06.2014
PO1	SM	SM	SM	Client amendments	24.01.2014

**NICHOLAS PEARSON ASSOCIATES**  
 ENVIRONMENTAL PLANNERS · LANDSCAPE ARCHITECTS · ECOLOGISTS

**Client** IGAS ENERGY

**Project** STORRINGTON OIL WELL SITE, PULBOROUGH ROAD COOTHAM, STORRINGTON, WEST SUSSEX

**Drawing** STORRINGTON OIL WELL SITE SUPPLEMENTARY LANDSCAPE PROPOSALS PLAN WSCC/05/13/SR PLANNING CONDITION 18

Drawing No. NPA 10705 501 Scale 1:500@A1 Date DEC 2013

Rev PO2 Drawn RG Checked TB Approved SM Status PLANNING

© Nicholas Pearson Associates Ltd. Head Office : 30 Brock Street Bath BA1 2LN United Kingdom  
 Tel : + 44 (0) 1225 445548 Fax : + 44 (0) 1225 312387 www.npacsol.co.uk

All discrepancies or queries regarding this drawing should be referred to Nicholas Pearson Associates Ltd. Nicholas Pearson Associates Ltd accept no liability for any expense, loss or damage of whatsoever nature and however arising from any variation made to this drawing or in the execution of the work to which it relates which has not been referred to them and their approval obtained.

Dwg Ref: NI\Project\10705 IG\Work\500 Software\NPA 10705 501.dwg  
 Plotted on 6/27/2014 by Eleanor Hall, Plotscale: 1:1, Paper Size ISO full bleed A1 (594.00 x 841.00 MM), Plot style: NPA\_ISO.ctb