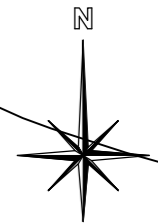


1 26 800 m N



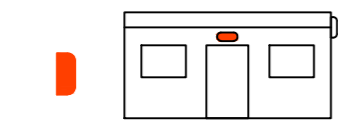
5 03 800m E

1 26 700 m N

0.91m TB

- Hedge
- Tree Canopy
- Tree Positions
- Contours
- Fence
- Gate

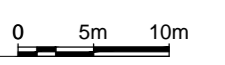
Excavate topsoil and lay 300mm of Type 3 stone on LOTRAK 4000 geotextile membrane



Freestanding 3 metre high fluorescent lighting facing inwards to site and pointing downwards. Positioning of lights may vary during the construction phase as required by coverage needed in particular areas of works.

SFL - Site Formation Level  
 FSL - Finished Site Level  
 OGL - Original Ground Level

**Proposed Site - Construction Mode**  
 Scale 1:500



# R ELLIOTT ASSOCIATES LTD

## CONSULTING STRUCTURAL & CIVIL ENGINEERS

t: (01590) 683176 f: (01590) 683533 info@rea-ltd.co.uk www.rea-ltd.co.uk



Dennett House  
 Brighton Road  
 Sway  
 Lymington  
 Hampshire  
 SO41 6EB

Client Celtique Energie Petroleum Boxal Bridge Wisborough Green West Sussex	Drawn By AJNE	Date April 2014	Sheet Size A2
	Drawing Title Proposed Site - Construction Mode (1:500)		
Job Title Wisborough Green-1	Drawing Number 3582 P 07	Revision J	