




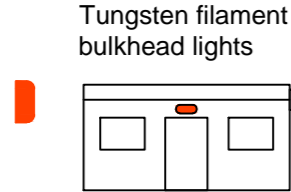



Proposed Site - Extended Well Testing Mode

Scale 1:500

0 5m 10m

-  Hedge
-  Tree Canopy
-  Tree Positions
-  Contours
-  Fence
-  Tungsten filament bulkhead lights
-  Freestanding 3 metre high fluorescent lighting facing inwards on site and pointing downwards

- 1 Surface Test Tree
- 2 Choke Manifold
- 3 Test Separator
- 4 100 Bbl Surge Tank
- 5 Flare Gas KO Pot
- 6 125 Bbl Stock Tank
- 7 Container

R ELLIOTT ASSOCIATES LTD
 CONSULTING STRUCTURAL & CIVIL ENGINEERS



Dennett House
 Brighton Road
 Sway
 Lymington
 Hampshire
 SO41 6EB

Client: Celtique Energie Petroleum
 Boxal Bridge
 Wisborough Green
 West Sussex

Drawn By: AJNE	Date: April 2014	Sheet Size: A2
Drawing Title: Proposed Site - Extended Well Testing Mode (1:500)		
Job Title: Wisborough Green-1	Drawing Number: 3582 P 11	Revision: K

t: (01590) 683176 f: (01590) 683533 info@rea-ltd.co.uk www.rea-ltd.co.uk