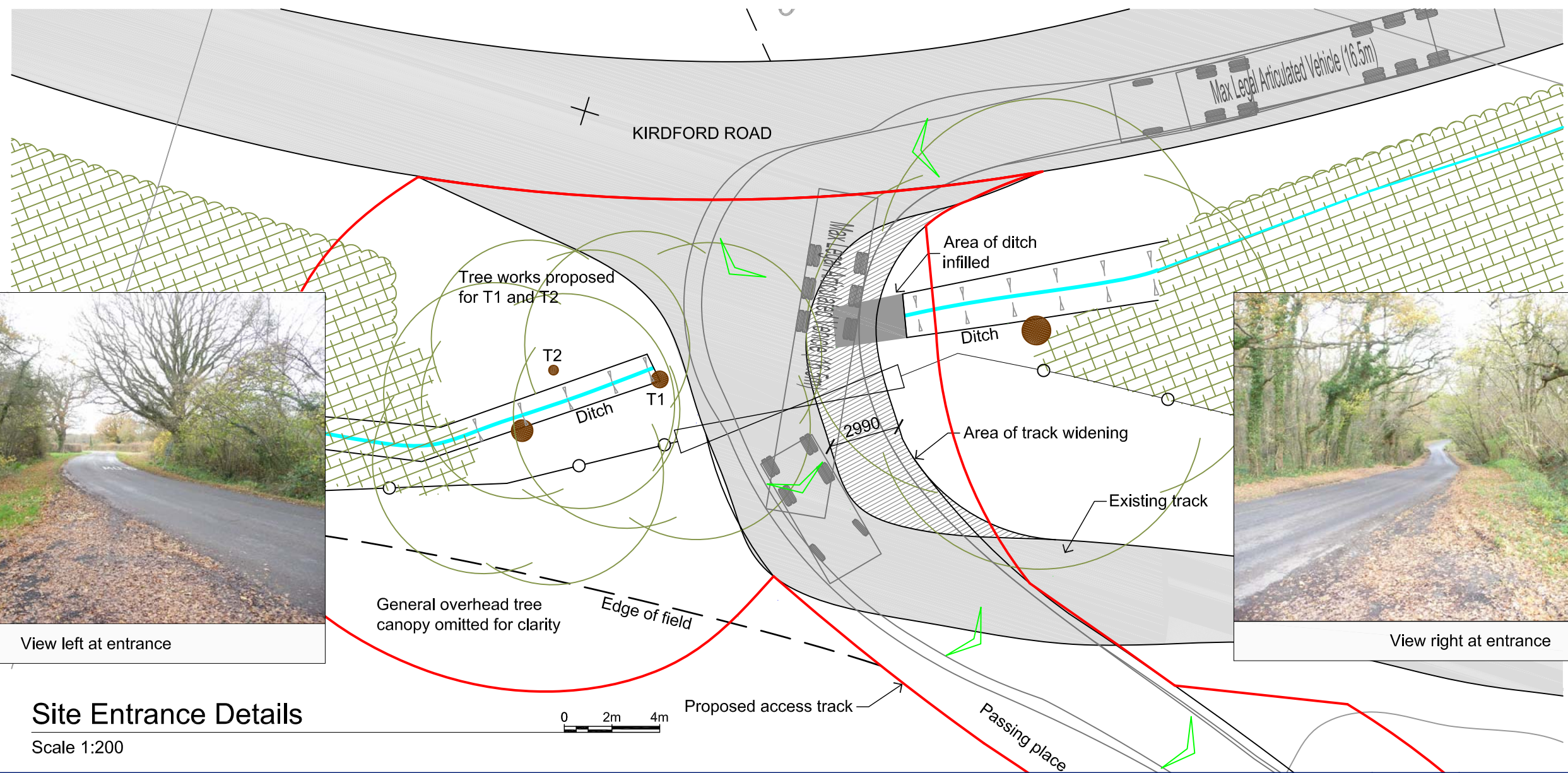

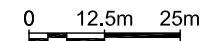



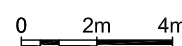
Sightlines

Scale 1:1250



Site Entrance Details

Scale 1:200



R ELLIOTT ASSOCIATES LTD
 CONSULTING STRUCTURAL & CIVIL ENGINEERS

t: (01590) 683176 f: (01590) 683533 info@rea-ltd.co.uk www.rea-ltd.co.uk



Dennett House
 Brighton Road
 Sway
 Lymington
 Hampshire
 SO41 6EB

Client: Celtique Energie Petroleum
 Boxal Bridge
 Wisborough Green
 West Sussex
 Job Title: Wisborough Green-1

Drawn By	Date	Sheet Size
AJNE	August 2013	A3
Drawing Title		
Sightlines & Site Entrance Plan (1:1250, 1:200)		
Drawing Number	Revision	
3582 P 18	C	