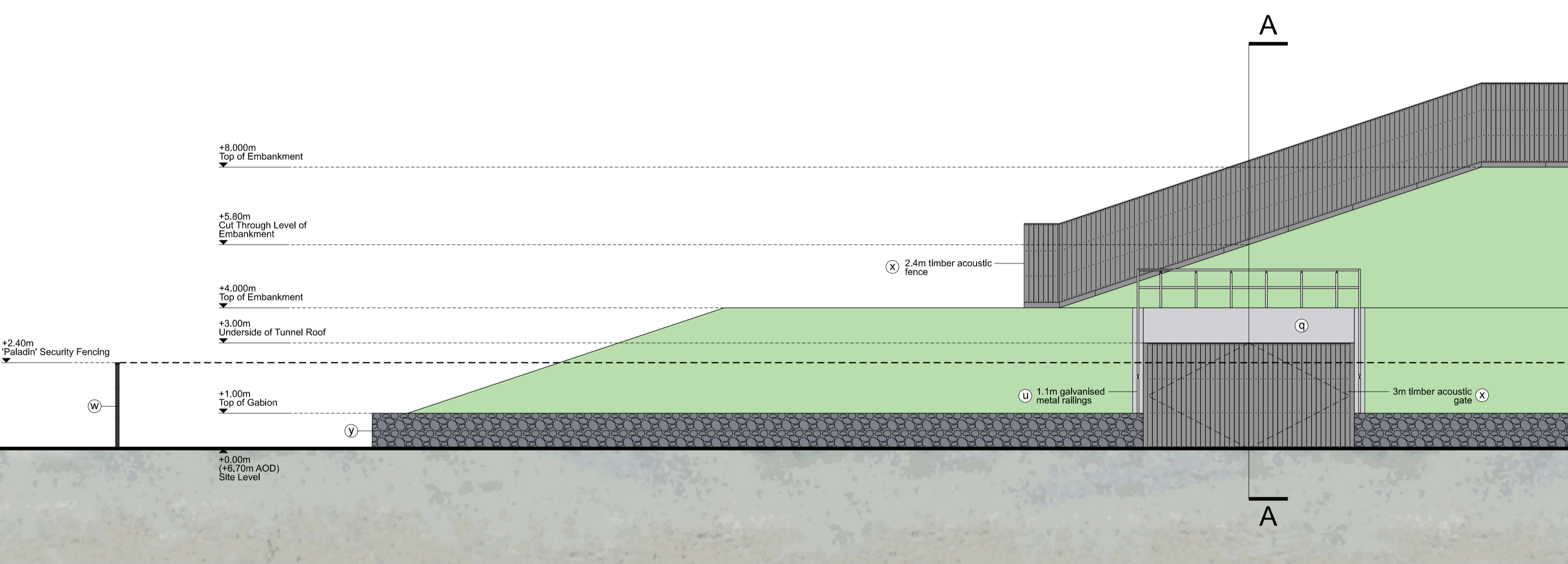
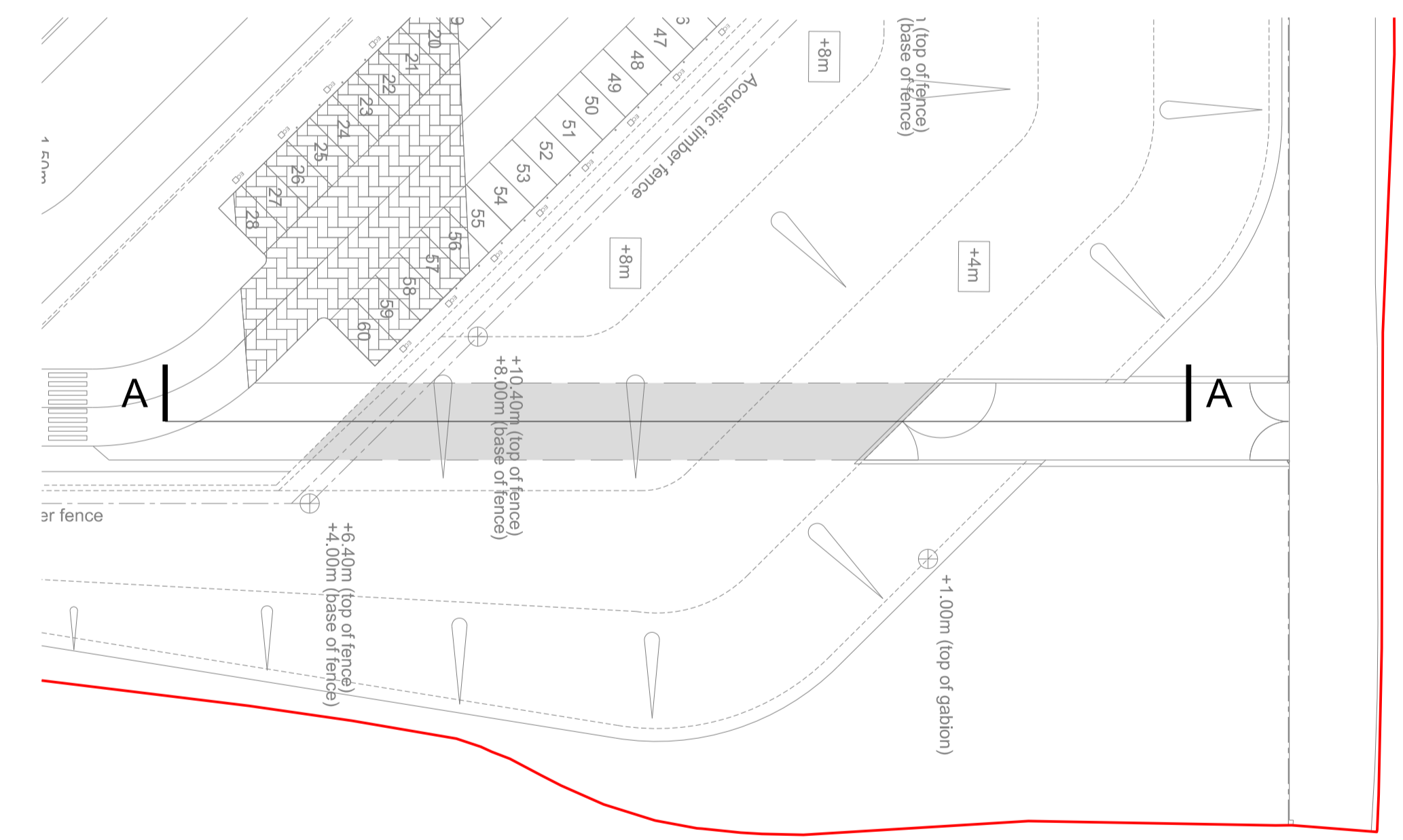


Section A Through Tunnel Looking West, Scale 1:100@A1

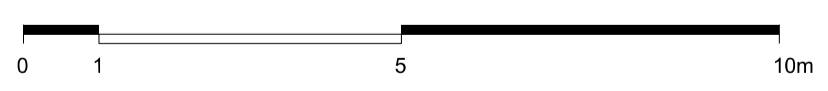


Northern Elevation Of Tunnel Portal Within Embankment, Scale 1:100@A1



Key Plan, 1:400@A1

NOTE: For detailed landscaping and planting proposals please refer to drawing 2829-01-001 Rev E



NOTE

- THIS DRAWING IS COPYRIGHT GSDA LTD.
- THE CONTRACTOR MUST NOT SCALE FROM THE DRAWING ALL DIMENSIONS TO BE TAKEN FROM DIMENSION STRINGS.
- WHERE ANY DISCREPANCIES ARE FOUND BETWEEN DIMENSIONS THESE MUST BE BROUGHT TO THE ATTENTION OF THE ARCHITECTS FOR RESOLUTION.
- WHERE DISCREPANCIES EXIST BETWEEN REFERENCE OR ASSEMBLY DRAWINGS & DETAIL DRAWINGS, THE LATTER TAKE PREFERENCE.

| LEGEND | |
|--|---|
| (A) Kalzip AluPlusPatina standing seam aluminium cladding and flashing Finish: Natural aluminium mill finish, standard | (9) Metal roller shutter doors Colour / Finish: Pure Grey (RAL 000 55 00) |
| (B) Metal trapezoidal wall cladding / flashing Colour: Pure Grey (RAL 000 55 00) | (10) PPC metal personnel doors Colour: Seren Silver |
| (C) Metal trapezoidal profile roof cladding Colour: Albatross (RAL 240 80 05) | (11) PPC metal personnel doors Colour: Pure Grey (RAL 000 55 00) |
| (D) PPC aluminium louvers with integrated access door, Colour / Finish: Seren Silver | (12) PPC metal stack casing, metal ducting, tanks and silos Colour: Oyster (RAL 7035) |
| (E) PPC aluminium louvers, Colour / Finish: Pure Grey (RAL 000 55 00) | (13) PPC metal stack casing, metal ducting, tanks and silos Colour: Albatross (RAL 240 80 05) |
| (F) Metal roller shutter doors Colour / Finish: Seren Silver | (14) PPC aluminium framed curtain walling, glazing and personnel doors Colour: Anthracite (RAL 7016) |
| (G) Curtain walling glass spandrel panels Colour: Alaska Grey (RAL 7000) | (15) Bespoke PPC flat metal cladding panels and feature railings Colour: Anthracite (RAL 7016) |
| (H) Knapped Flint Wall | (16) Metal palisade and paladin security fencing Colour: Anthracite (RAL 7016) |
| (I) In situ / pre fab concrete plinths, / bunds / retaining walls etc | (17) Timber acoustic fence with concrete posts Finish: Tikkurila waterbased full matt wood dark grey stain colour: TVT 3437 |
| (J) Engineering brick plinth Colour: Staffordshire Slate Blue Smooth (from Ibstock) | (18) Gabion walls |
| (K) Flat roofing - Single ply membrane system, Colour: Lead Grey | (19) Polycarbonate wall and roof panels Colour: Clear |
| (L) Glass entrance canopy and bike shelter canopy | (20) Note: All materials, finishes and colours will be as stated or similar approved. |
| (M) Galvanised steel | |

| PROJECT | | FORD CIRCULAR TECHNOLOGY PARK | |
|---------------------|---------------|--|------------------------------|
| DRAWING | | Tunnel / Underpass Section and Elevation | |
| FOR PLANNING | | - | 21/07/16 Issued for planning |
| 1:100@A1 SCALE | 21/07/16 DATE | | |
| 1404 PL202 DWG. NO. | - REVISION | | |

GSDA
GARRY STEWART DESIGN ASSOCIATES

Highlands House, Office 300A, 165 The Broadway, Wimbledon, London, SW19 1NE
T. 020 8544 8085