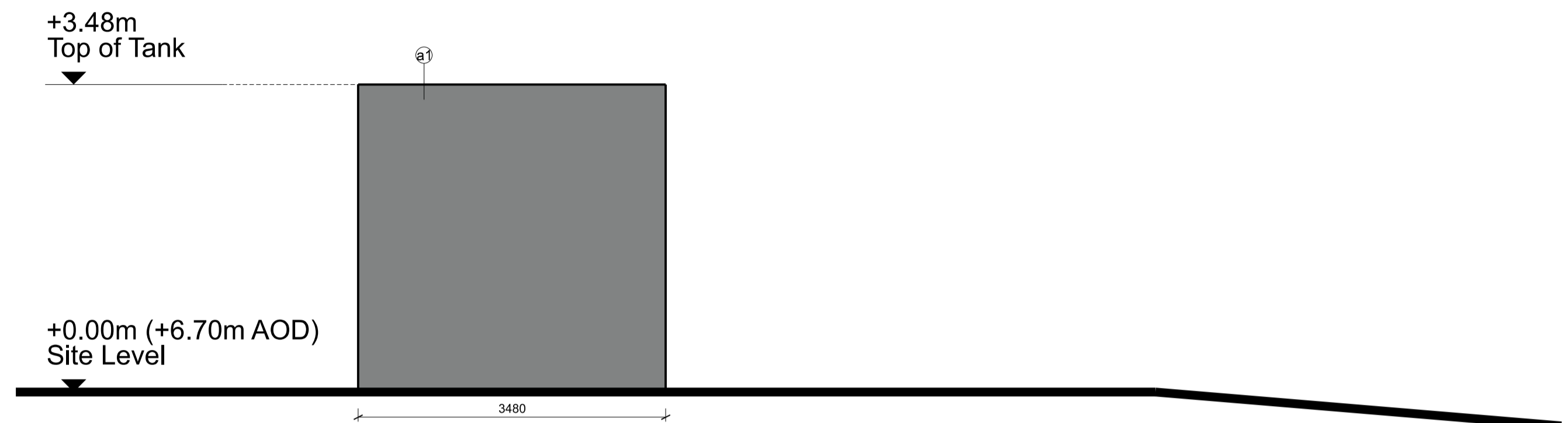
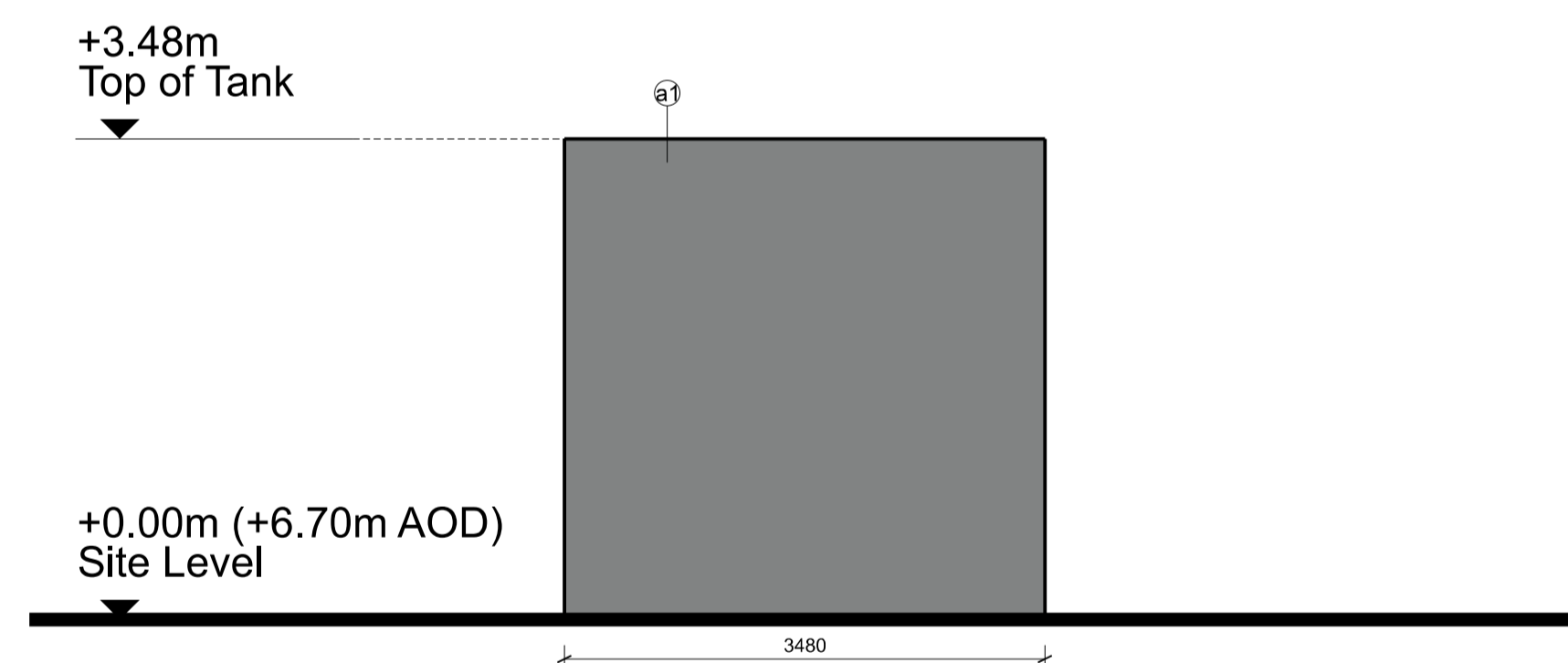


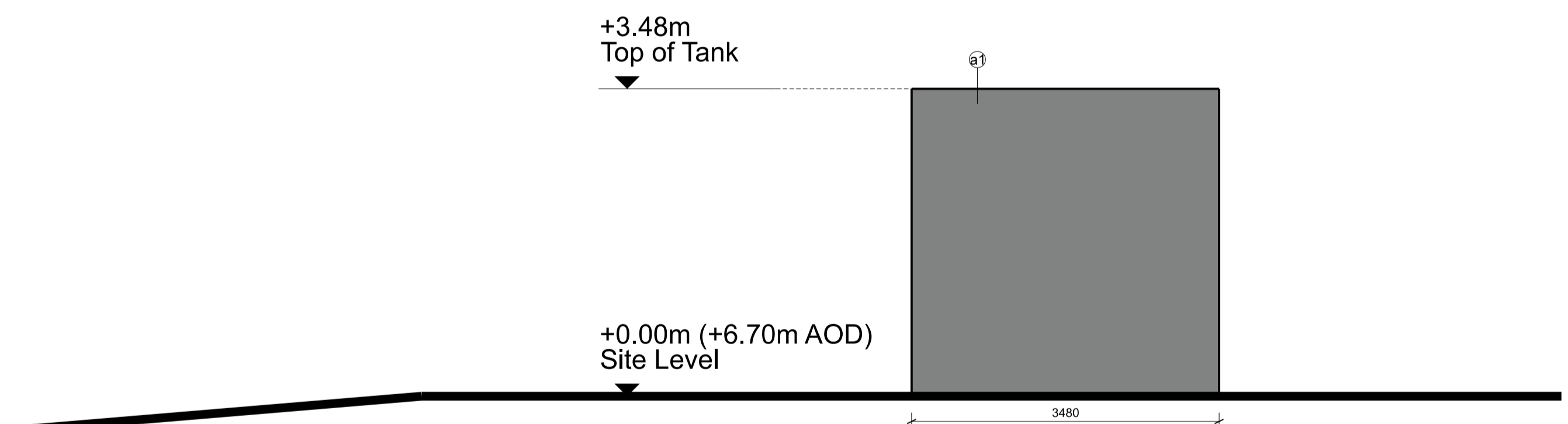
North Elevation



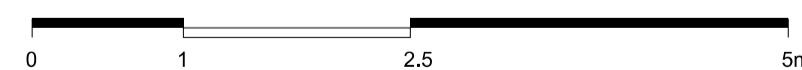
East Elevation



South Elevation



West Elevation



NOTE

- THIS DRAWING IS COPYRIGHT GSDA LTD.
- THE CONTRACTOR MUST NOT SCALE FROM THE DRAWING ALL DIMENSIONS TO BE TAKEN FROM DIMENSION STRINGS.
- WHERE ANY DISCREPANCIES ARE FOUND BETWEEN DIMENSIONS THESE MUST BE BROUGHT TO THE ATTENTION OF THE ARCHITECTS FOR RESOLUTION.
- WHERE DISCREPANCIES EXIST BETWEEN REFERENCE OR ASSEMBLY DRAWINGS & DETAIL DRAWINGS, THE LATTER TAKE PREFERENCE.

LEGEND

- Ⓐ Kalzip AluPlusPatina standing seam aluminium cladding and flashing Finish: Natural aluminium mill finish, standard
- Ⓑ Metal trapezoidal wall cladding / flashing Colour: Pure Grey (RAL 000 55 00)
- Ⓒ Metal trapezoidal profile roof cladding Colour: Albatross (RAL 240 80 05)
- Ⓓ PPC aluminium louvres with integrated access door, Colour / Finish: Seren Silver
- Ⓔ PPC aluminium louvres, Colour / Finish: Pure Grey (RAL 000 55 00)
- ⓫ Metal roller shutter doors Colour / Finish: Seren Silver
- ⓬ Metal roller shutter doors Colour / Finish: Pure Grey (RAL 000 55 00)
- ⓭ PPC metal personnel doors Colour: Seren Silver
- ⓮ PPC metal personnel doors Colour: Pure Grey (RAL 000 55 00)
- ⓯ PPC metal stack casing, metal ducting, tanks and silos Colour: Oyster (RAL 7035)
- ⓰ PPC metal stack casing, metal ducting, tanks and silos Colour: Albatross (RAL 240 80 05)
- ⓱ PPC aluminium framed curtain walling, glazing and personnel doors Colour: Anthracite (RAL 7016)
- ⓲ Metal roller shutter doors Colour / Finish: Pure Grey (RAL 000 55 00)
- ⓳ Knapped Flint Wall
- ⓴ In situ / pre fab concrete plinths, / bunds / retaining walls etc
- ⓵ Engineering brick plinth Colour: Staffordshire Slate Blue Smooth (from Ibstock)
- ⓶ Flat roofing - Single ply membrane system, Colour: Lead Grey
- ⓷ Glass entrance canopy and bike shelter canopy
- ⓸ Galvanised steel
- ⓹ Bespoke PPC flat metal cladding panels and feature railings Colour: Anthracite (RAL 7016)
- ⓺ Metal paladin security fencing Colour: Anthracite (RAL 7016)
- ⓻ Timber acoustic fence with concrete posts
- ⓼ Gabion walls
- ⓽ Polycarbonate wall and roof panels Colour: Clear
- ⓿ Metal tank casing / flat cladding Colour: Pure Grey (RAL 000 55 00)

Note: All materials, finishes and colours will be as stated or similar approved.

PROJECT		FORD CIRCULAR TECHNOLOGY PARK					
DRAWING		Rainwater Harvesting Tank Elevations					
FOR PLANNING		-	21/03/16	Issued for planning			
1:50@A1, 1:100@A3	21/03/16						
SCALE	DATE						
1404 PL362	-						
DWG. NO.	REVISION						

GSDA
GARRY STEWART DESIGN ASSOCIATES
Highlands House, Office 300A, 165 The Broadway, Wimbledon, London, SW19 1NE
T: 020 8544 8085