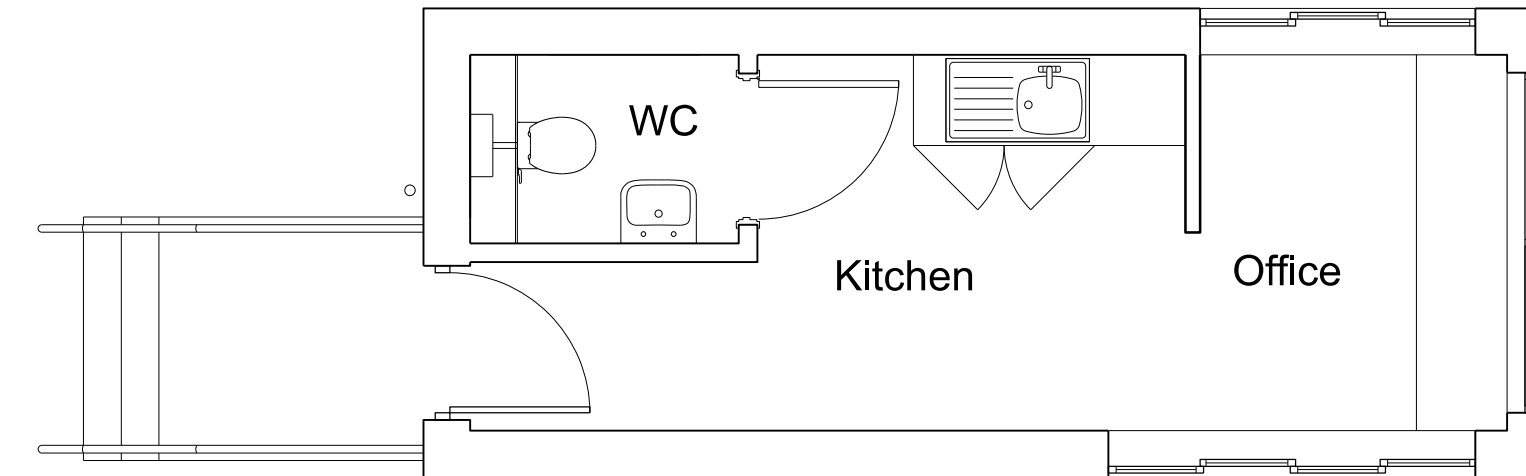
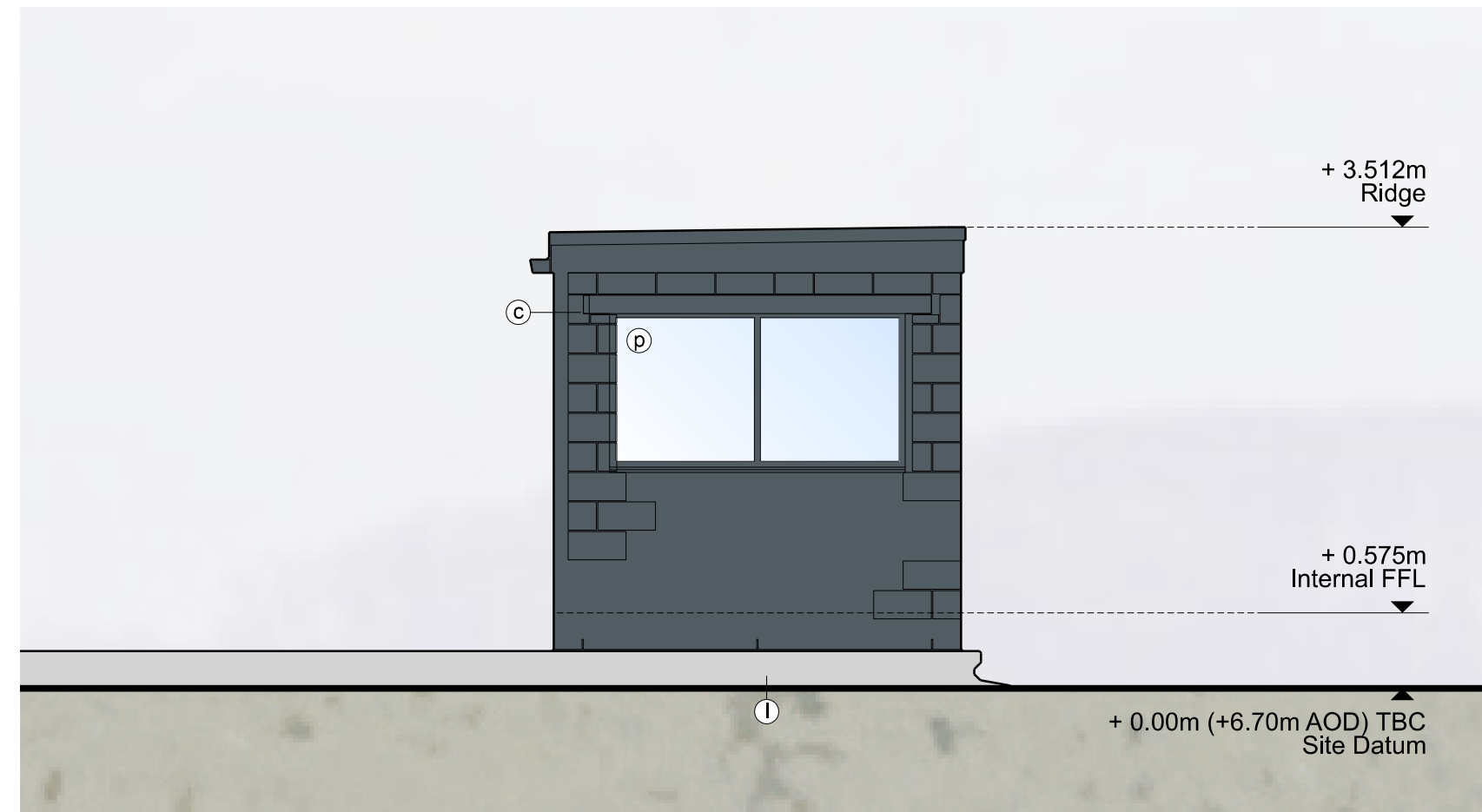


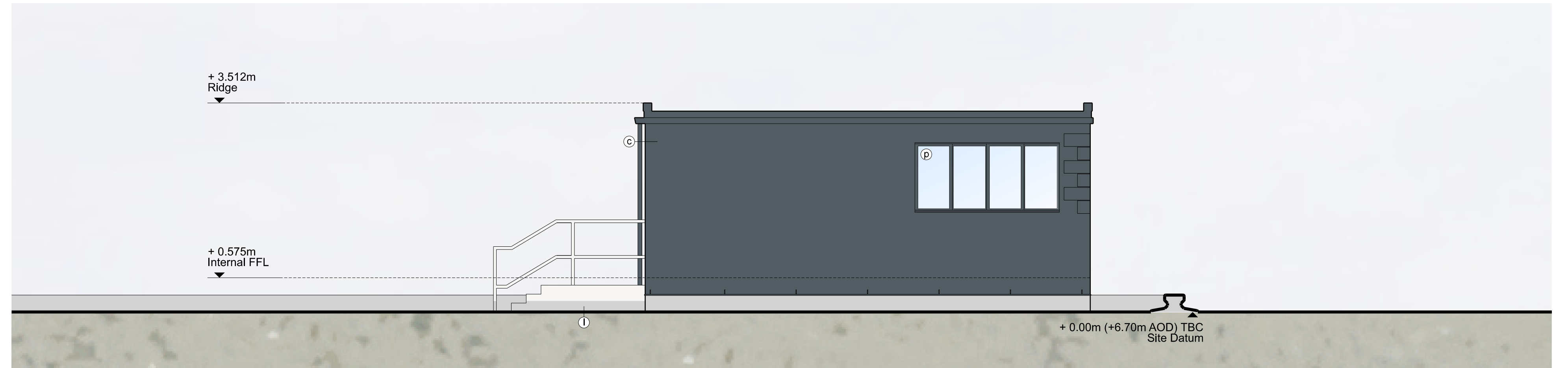
Roof Plan



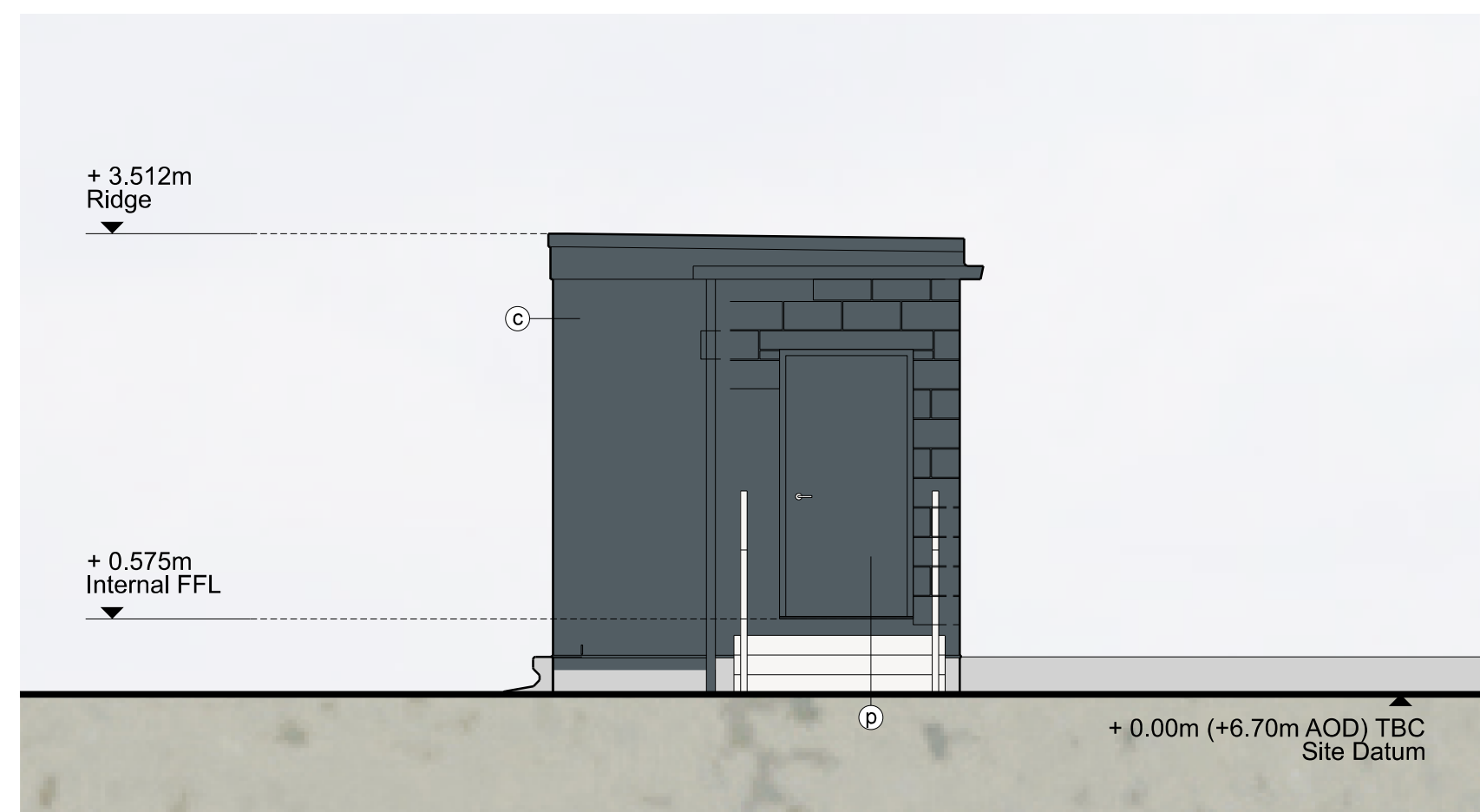
Internal Layout Plan



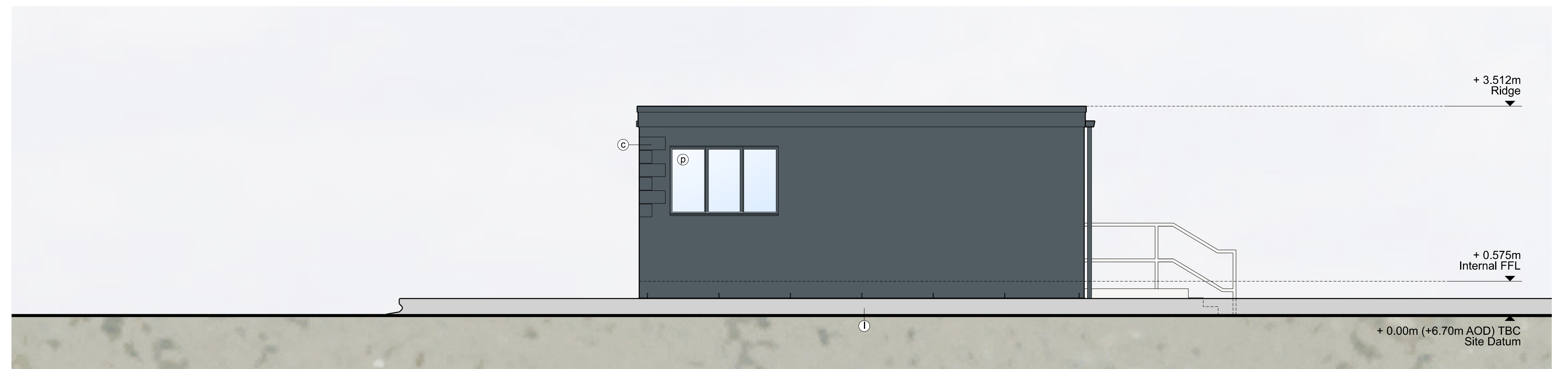
South Elevation



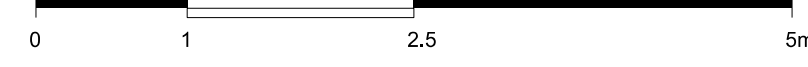
West Elevation



North Elevation



East Elevation



- NOTE**
- THIS DRAWING IS COPYRIGHT GSDA LTD.
 - THE CONTRACTOR MUST NOT SCALE FROM THE DRAWING ALL DIMENSIONS TO BE TAKEN FROM DIMENSION STRINGS.
 - WHERE ANY DISCREPANCIES ARE FOUND BETWEEN DIMENSIONS THESE MUST BE BROUGHT TO THE ATTENTION OF THE ARCHITECTS FOR RESOLUTION.
 - WHERE DISCREPANCIES EXIST BETWEEN REFERENCE OR ASSEMBLY DRAWINGS & DETAIL DRAWINGS, THE LATTER TAKE PREFERENCE.

- LEGEND**
- (a) Eurodad Vieo Cladding System / flashing
Colour: Seren Copper
 - (b) Eurodad Vieo Cladding System / flashing
Colour: Seren Silver
 - (c) Composite metal wall cladding / flashing
Colour: Anthracite (RAL 7016)
 - (d) Composite metal wall cladding / flashing
Colour: Albatross (RAL 240 80 05)
 - (e) PPC aluminium louvers,
Colour: Seren Silver
 - (f) PPC aluminium louvers,
Colour: Albatross (RAL 240 80 05)
 - (g) PPC aluminium louvers,
Colour: Anthracite (RAL 7016)
 - (h) Knapped Flint Wall
 - (i) Metal roller shutter doors
Colour: Anthracite (RAL 7016)
 - (j) Metal roller shutter doors
Colour: Albatross (RAL 240 80 05)
 - (k) In situ / pre fab concrete plinths,
bunds etc
 - (l) PPC metal stack casing, metal
ducting, tanks and silos
Colour: Oyster (RAL 7035)
 - (m) PPC metal stack casing, metal
ducting, tanks and silos
Colour: Anthracite (RAL 7016)
 - (n) PPC aluminium framed curtain walling,
glazing and personnel doors
Colour: Anthracite (RAL 7016)
 - (o) PPC aluminium personnel doors
Colour: Albatross (RAL 240 80 05)
 - (p) Curtain walling glass spandrel panels
Colour: Alaska Grey (RAL 7000) (r1)
Colour: Merlin Grey (RAL 190 40 05) (r2)
 - (q) Engineering brick plinth
Colour: Staffordshire Slate Blue Smooth
(from Ibstock)
 - (r) Flat paint / PPC finish
Colour: Albatross (RAL 240 80 05)
 - (s) Metal trapezoidal profile roof cladding
Colour: Anthracite (RAL 7016)
 - (t) Metal trapezoidal profile roof cladding
Colour: Goosewing Grey (RAL 7038)
 - (u) Flat roofing - Single ply membrane
system. Colour: Lead Grey
 - (v) Flat roofing - Single ply membrane
system. Colour: Light Grey
 - (w) Rooflights
 - (x) Polycarbonate wall and roof panels
Colour: Clear
 - (y) Galvanised steel
- Note: All materials, finishes and colours will be as stated or similar approved.

PROJECT		FORD CIRCULAR TECHNOLOGY PARK			
DRAWING		WSTF Weighbridge Gatehouse Plans and Elevations			
FOR PLANNING		-	20/06/10	Issued for planning	
1:50@A1, 1:100@A3	SCALE	20/06/10	DATE		
1404 PL352	DWG. NO.	-	REVISION		

GSDA
GARRY STEWART DESIGN ASSOCIATES
Highlands House, Office 300A, 165 The Broadway, Wimbledon, London, SW19 1NE
T. 020 8544 8085