





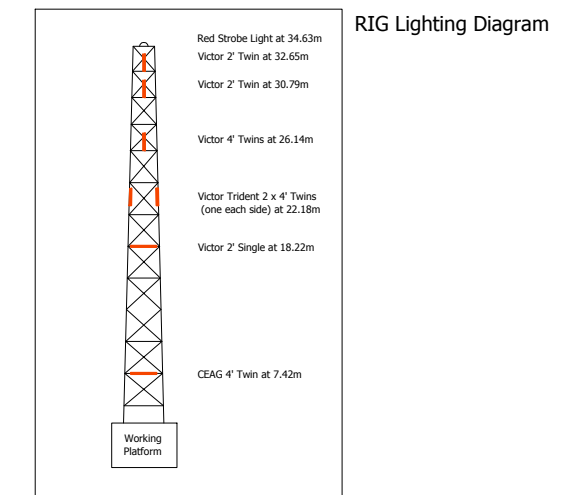


The scaling of this drawing cannot be assured

Revision _____ Date _____ Drn _____ Ckd _____

LEGEND

- C**  Bulkhead Luminaire Mounted on Side of Containers at 2.4M (AFGL) (AFGL). (Thorlux RL 17579 Lamp 18W LED)
-  36W CEAG & Victor Trident Strip Lights
-  150W SafeSite Highbay LEDs
- B**  Flood Light Luminaire Mounted on 3m Column (AFGL). (Phillips BVP506 BVP506 GC T15 S GRN59/- No Lamp GRN59-3S/740)
-  400W SONR Sodium Lights
- A**  Flood Light Luminaire Mounted on 3m Column (AFGL). (Phillips BVP506 GCA T15 S GRN135/- No Lamp GRN 135-3S/757)



NOTES:
 Proposed site layout based on the following detailed drawing:
 - UKOG: 'BB-DR-Q01 Drilling rig layout'

Project
Broadford Bridge
West Sussex

Drawing Title
Proposed Site Plan
Drilling Mode Lighting Plan

Date 20.03.2017 Scale 1:500 @A3 Drawn by CS Check by KM

Project No 26059 Drawing No P02 Revision -



Planning • Master Planning & Urban Design • Architecture • Landscape Planning & Design • Environmental Planning • Graphic Design • Public Engagement • Research

bartonwillmore.co.uk



Offices at Bristol Cambridge Cardiff Ebbsfleet Edinburgh Leeds London Manchester Newcastle Reading Solihull Southampton