



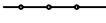

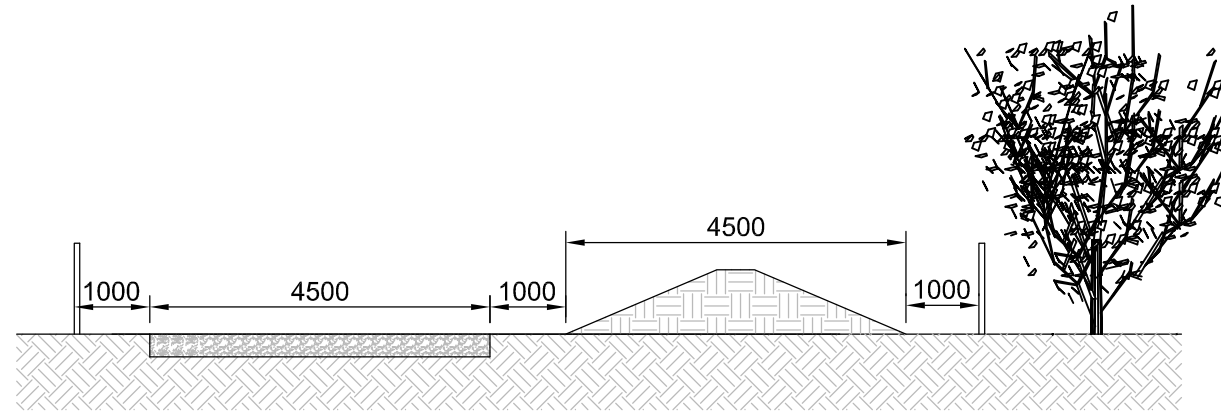
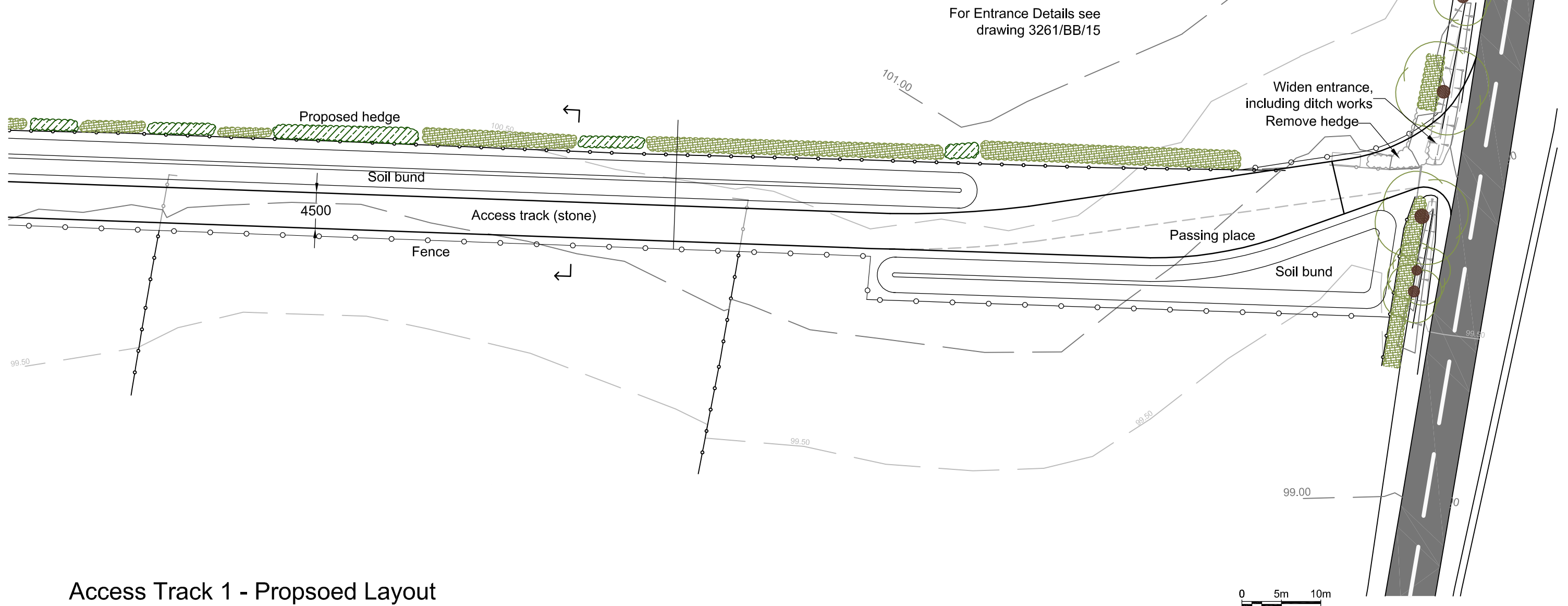


-  Hedge
-  Tree Canopy
-  Tree Positions
-  Contours
-  Fence
-  Proposed hedgerow

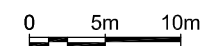


TYPICAL ACCESS TRACK CONSTRUCTION




Access Track 1 - Proposed Layout

Scale 1:500



R ELLIOTT ASSOCIATES LTD
 CONSULTING STRUCTURAL & CIVIL ENGINEERS

t: (01590) 683176 f: (01590) 683533 info@rea-ltd.co.uk www.rea-ltd.co.uk



Dennett House
 Brighton Road
 Sway
 Lymington
 Hampshire
 SO41 6EB

Client	Celtique Energie Petroleum Broadford Bridge West Sussex	Drawn By	AJNE	Date	August 2012	Sheet Size	A3
Job Title	Broadford Bridge Site	Drawing Title	Access Track 1 - Proposed Layout (1:500)			Revision	B
		Drawing Number	3261/BB/07				