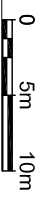
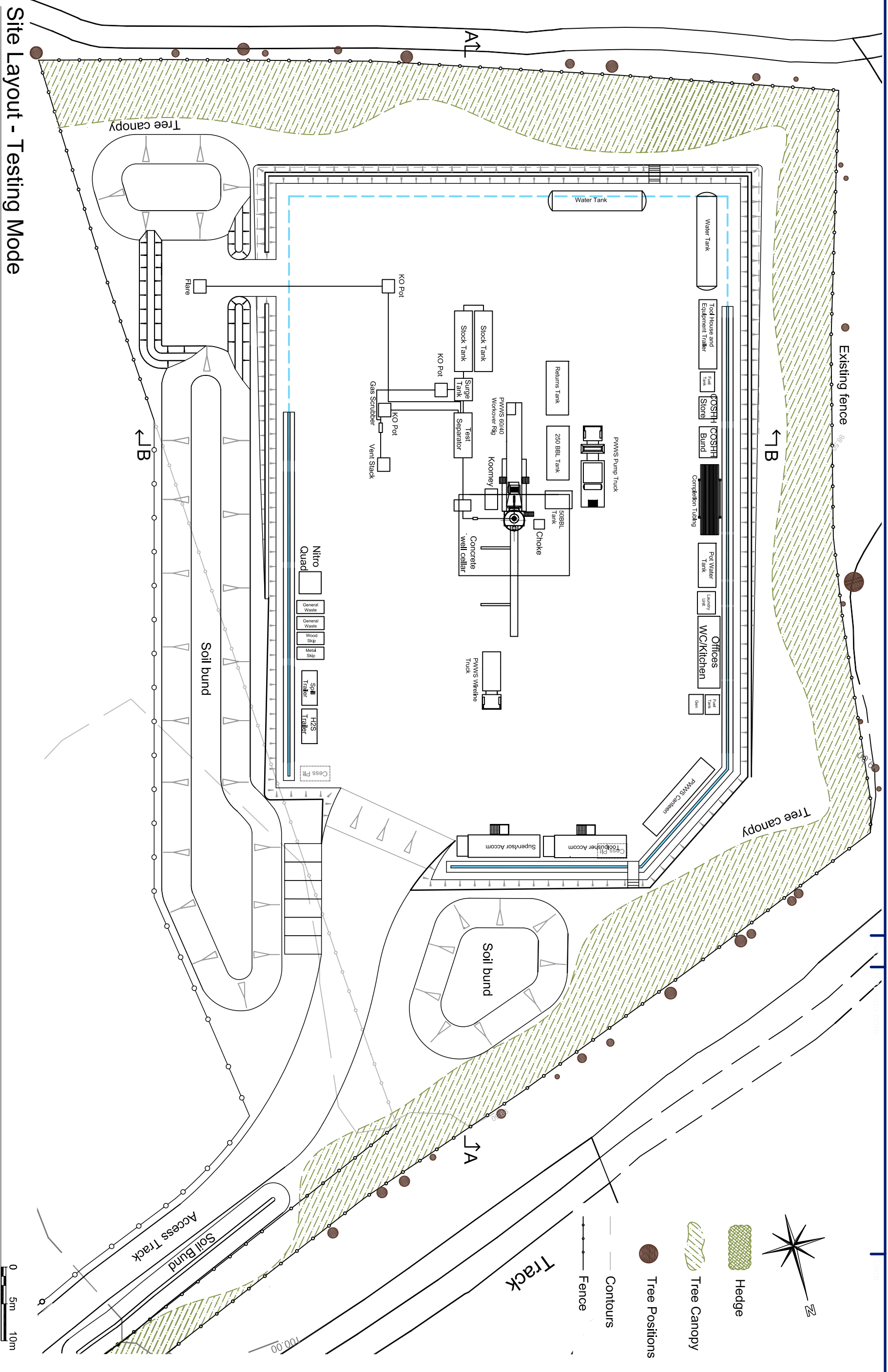



Site Layout - Testing Mode
Scale 1:500



- Hedge
- Tree Canopy
- Tree Positions
- Contours
- Fence

R ELLIOTT ASSOCIATES LTD
CONSULTING STRUCTURAL & CIVIL ENGINEERS



Dennett House
Brighton Road
Sway
Lymington
Hampshire
SO41 6EB

Client
Celtique Energie Petroleum
Broadford Bridge
West Sussex

Drawn By
AJNE
Date
May 2014
Drawing Title
Site Layout - Testing Mode
(1:500)
Drawing Number
3261/BB/11
Sheet Size
A3
Revision
E

t: (01590) 683176 f: (01590) 683533
info@rea-ltd.co.uk www.rea-ltd.co.uk