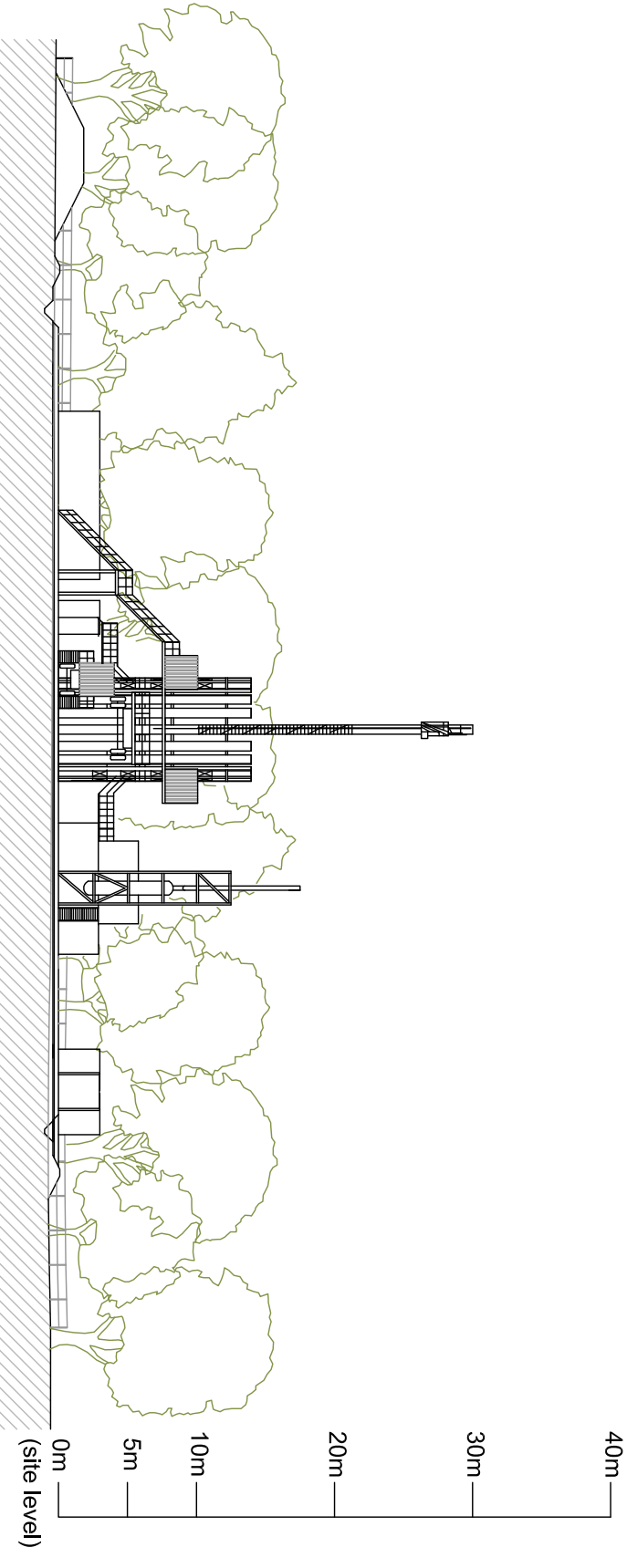
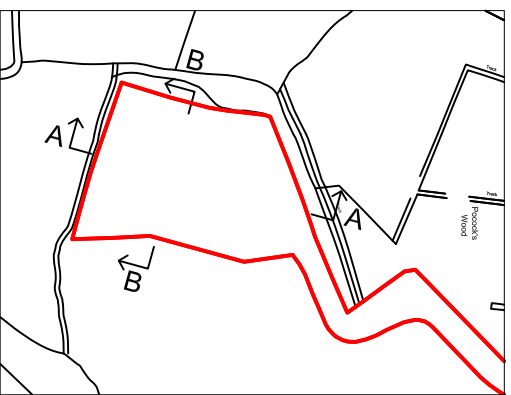


Section A-A  
Scale 1:500



Section B-B  
Scale 1:500



Tree positions and heights shown indicatively  
and do not represent specific trees


**R ELLIOTT ASSOCIATES LTD**  
CONSULTING STRUCTURAL & CIVIL ENGINEERS

t: (01590) 683176

f: (01590) 683533

info@rea-lltd.co.uk

www.rea-lltd.co.uk



Dennett House  
Brighton Road  
Sway  
Lymington  
Hampshire  
SO41 6EB

Client  
Cellique Energie Petroleum  
Broadford Bridge  
West Sussex  
Job Title  
Broadford Bridge Site

Drawn By AJNE	Date May 2014	Sheet Size A3
Drawing Title Site Sections - Drilling Mode (1:500)	Drawing Number 3261/BB/13	Revision C