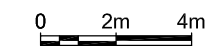


Swept paths illustrate one possibility for entering/leaving site, which will require approval by the Highways Authority and West Sussex Arboriculturalist. All traffic is to approach and leave site to the north. Vehicle shown is representative and intended as a guide only.



**R ELLIOTT ASSOCIATES LTD**  
CONSULTING STRUCTURAL & CIVIL ENGINEERS

t: (01590) 683176 f: (01590) 683533 info@rea-ltd.co.uk www.rea-ltd.co.uk

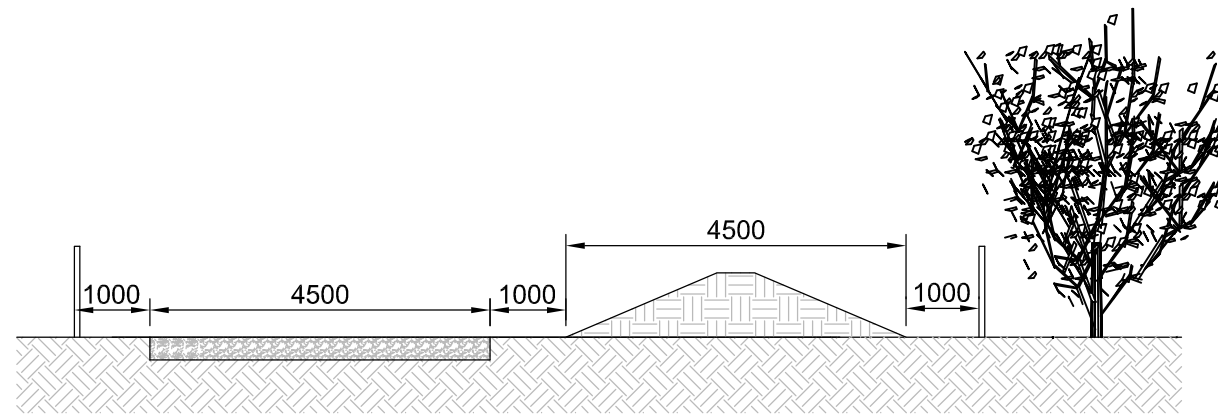


Dennett House  
Brighton Road  
Sway  
Lymington  
Hampshire  
SO41 6EB







Client: Celtique Energie Petroleum  
Broadford Bridge  
West Sussex

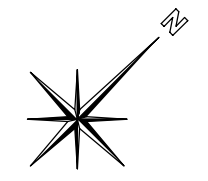
Job Title: Broadford Bridge Site

|   |            |            |
|---|------------|------------|
| Drawn By                                  | Date       | Sheet Size |
| AJNE                                      | April 2012 | A3         |
| Drawing Title                             |            | Revision   |
| Access Track Entrance Swept Paths (1:200) |            |            |
| Drawing Number                            | Figure 6.1 |            |



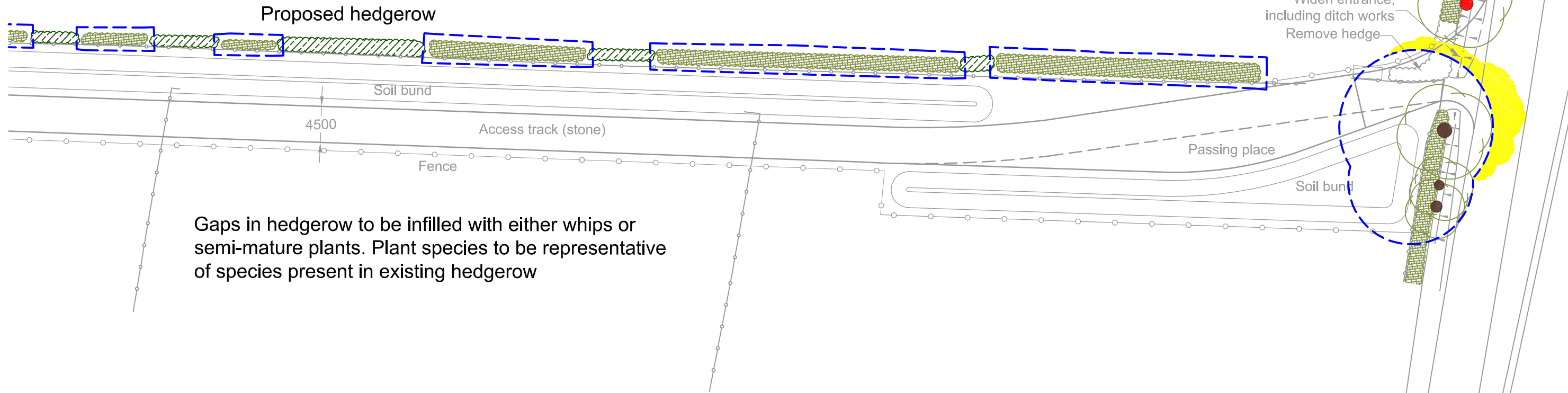
TYPICAL ACCESS TRACK CONSTRUCTION

-  Tree Canopy
-  Tree Positions
-  Tree Root Protection Area
-  Maximum Tree Protection Area
-  Area of crown excess over RPA
-  Proposed hedgerow




27.5m

For Entrance Details see drawing 3261/BB/15



Tree Report - Access Track 1

Scale 1:500






Tree protection zones and classifications taken from BS 5837:2005 'Trees in Relation to Construction - Recommendations'


**R ELLIOTT ASSOCIATES LTD**  
CONSULTING STRUCTURAL & CIVIL ENGINEERS

t: (01590) 683176 f: (01590) 683533 info@rea-ltd.co.uk www.rea-ltd.co.uk

**RELLIOTT ASSOCIATES LTD**  
Dennett House  
Brighton Road  
Sway  
Lymington  
Hampshire  
SO41 6EB

|           |   |                |   |      |           |            |          |  |
|-----------|---|----------------|---|------|-----------|------------|----------|--|
| Client    | Celtique Energie Petroleum<br>Broadford Bridge<br>West Sussex | Drawn By       | AJNE                                    | Date | July 2012 | Sheet Size | A3       |  |
| Job Title | Broadford Bridge Site   | Drawing Title  | Tree Report -<br>Access Track 1 (1:500) |      |           |            | Revision |  |
|           |   | Drawing Number | Figure 6.2                              |      |           |            |          |  |

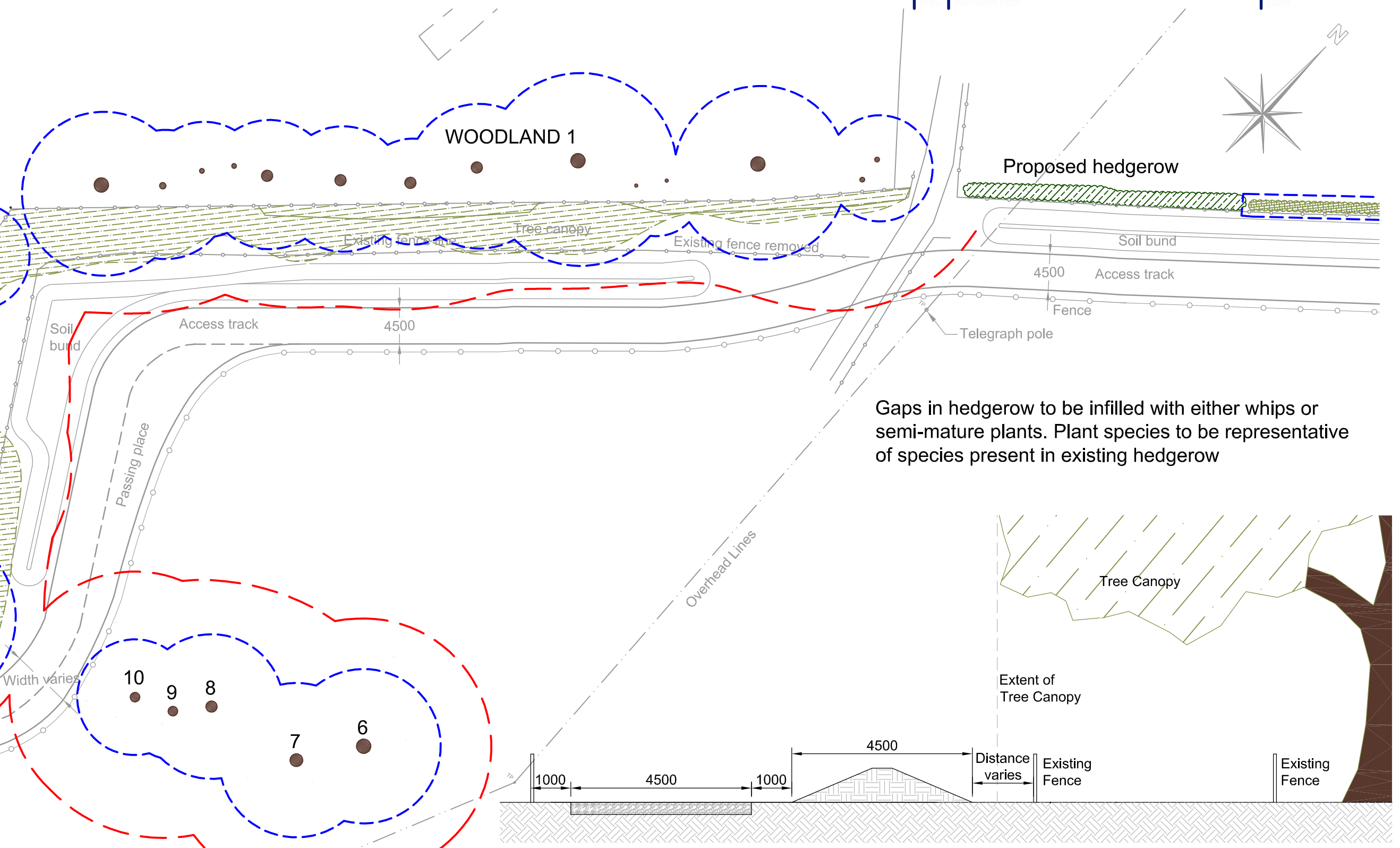
-  Tree Canopy
-  Tree Positions
-  Tree Root Protection Area
-  Maximum Tree Protection Area
-  Area of crown excess over RPA

 Proposed hedgerow

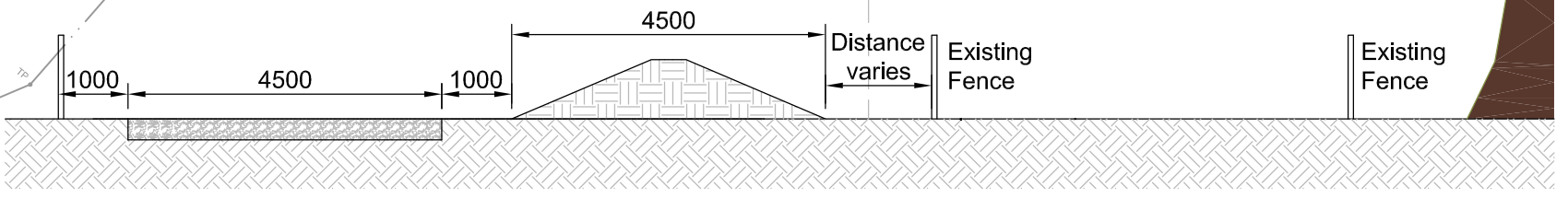
Tree Category 'R' - consider removal

Tree Category 'R' - consider removal

W21



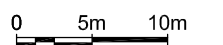
Gaps in hedgerow to be infilled with either whips or semi-mature plants. Plant species to be representative of species present in existing hedgerow



TYPICAL ACCESS TRACK CONSTRUCTION NEAR TREES

Tree Report - Access Track 2

Scale 1:500



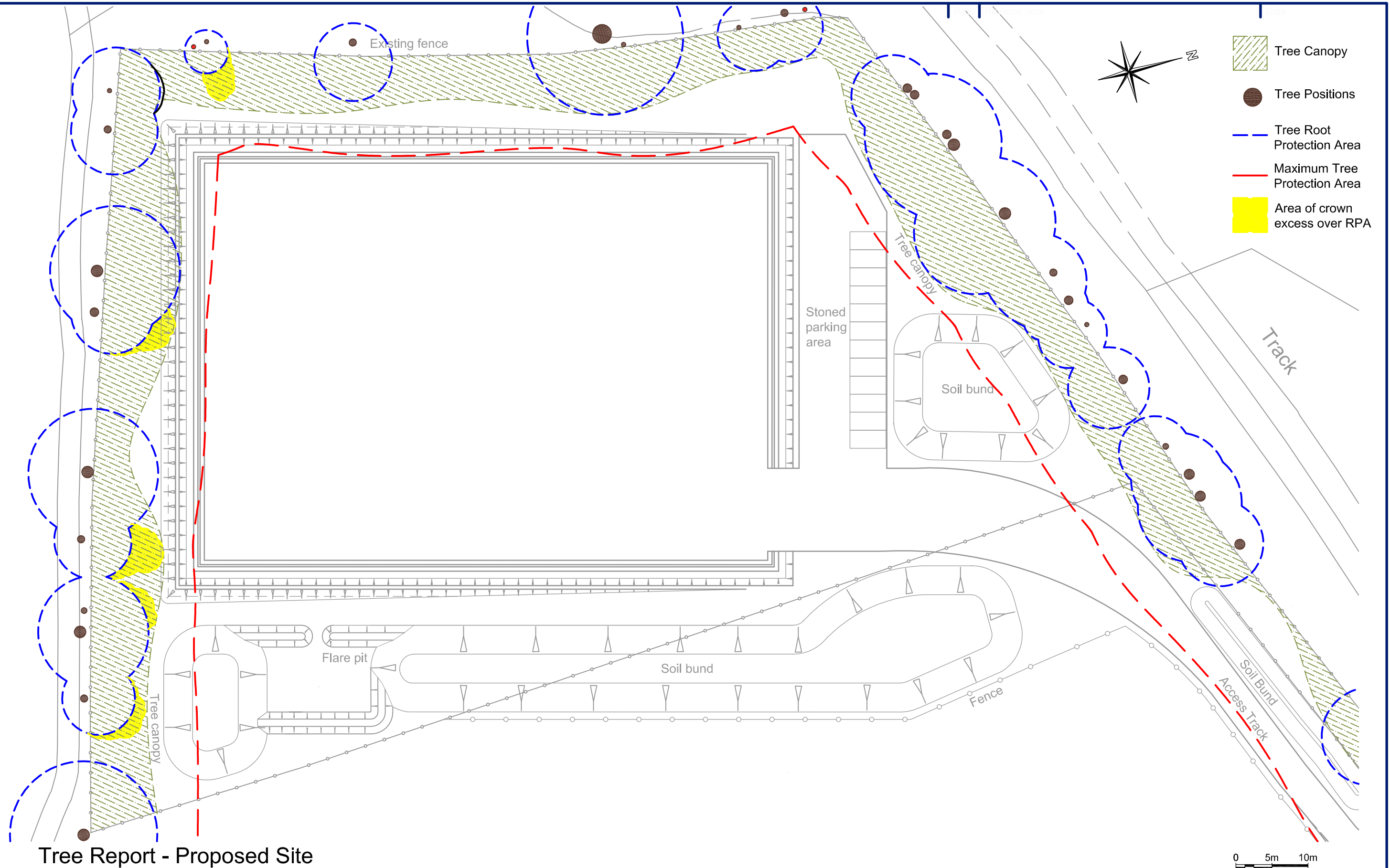
Tree protection zones and classifications taken from BS 5837:2005 'Trees in Relation to Construction - Recommendations'

**R ELLIOTT ASSOCIATES LTD**  
 CONSULTING STRUCTURAL & CIVIL ENGINEERS



Dennett House  
 Brighton Road  
 Sway  
 Lymington  
 Hampshire  
 SO41 6EB

|           |   |                |   |      |           |            |          |  |
|-----------|---|----------------|---|------|-----------|------------|----------|--|
| Client    | Celtique Energie Petroleum<br>Broadford Bridge<br>West Sussex | Drawn By       | AJNE                                    | Date | July 2012 | Sheet Size | A3       |  |
| Job Title | Broadford Bridge Site   | Drawing Title  | Tree Report -<br>Access Track 2 (1:500) |      |           |            | Revision |  |
|           |   | Drawing Number | Figure 6.3                              |      |           |            |          |  |



**Tree Report - Proposed Site**

Scale 1:500

Tree protection zones and classifications taken from BS 5837:2005 'Trees in Relation to Construction - Recommendations'

**R ELLIOTT ASSOCIATES LTD**  
 CONSULTING STRUCTURAL & CIVIL ENGINEERS

t: (01590) 683176    f: (01590) 683533    info@rea-ltd.co.uk    www.rea-ltd.co.uk

**RELLIOTT ASSOCIATES LTD**  
 Dennett House  
 Brighton Road  
 Sway  
 Lymington  
 Hampshire  
 SO41 6EB

|           |   |                |  |      |           |            |          |  |
|-----------|---|----------------|--|------|-----------|------------|----------|--|
| Client    | Celtique Energie Petroleum<br>Broadford Bridge<br>West Sussex | Drawn By       | AJNE                                   | Date | July 2012 | Sheet Size | A3       |  |
| Job Title | Broadford Bridge Site   | Drawing Title  | Tree Report -<br>Proposed Site (1:500) |      |           |            | Revision |  |
|           |   | Drawing Number | Figure 6.4                             |      |           |            |          |  |